



STAFF UPDATES



STAFF UPDATE

To: SBWMA Board Members
From: Cliff Feldman, Recycling Programs Manager
Date: September 27, 2012 Board of Directors Meeting
Subject: Update on Recology Commercial Recycling Outreach Efforts

Recommendation

This is an informational report and no action is necessary.

Analysis

Recology San Mateo County (Recology) is not required to submit monthly statistics on its commercial recycling activities; however, the company is required to submit a quarterly status report on this program per section 9.06.N of the Franchise Agreement(s). Even though a monthly update is not contractually required, the company has agreed to provide the status of some key commercial recycling metrics each month. Below is information voluntarily submitted by Recology for this staff report to the Board of Directors.

August 2012 Recology Commercial Recycling Outreach Program Metrics

- 65 commercial recycling brochures and posters were distributed
- 314 internal recycling containers were distributed
- 1,061 Buddy Bags were delivered
- 3 MFD tool kits were delivered
- 3 commercial recycling "community events" were reported

Date	Franchise	Customer Name	Location	Name of Event	Time
08/11-08/12/12	BUR	CITY OF BURLINGAME - CITY HALL	Burlingame Avenue	Burlingame Artz Fest	9 AM - 6 PM
8/19/2012	NFO	COUNTY OF SAN MATEO	Middlefield Rd	North Fair Oaks Community Festival	10 AM - 5 PM
8/25/2012	FOC	CITY OF FOSTER CITY-CITY HALL	Parking lot of City Hall, 610 Foster City Blvd., FC	Foster City Shredding Event	9 AM - 2 PM

Franchise codes: ATH = Atherton, BEL = Belmont, BUR = Burlingame, CSM = County of San Mateo, EPA = East Palo Alto, FOC = Foster City, HIL = Hillsborough, MAT = San Mateo, MPK = Menlo Park, NFO = North Fair Oaks, RWC = Redwood City, SNC = San Carlos, WBS = West Bay Sanitary District

Member Agency codes: C01 = Atherton, C02 = Belmont, C03 = Burlingame, C04 = East Palo Alto, C05 = Foster City, C06 = Hillsborough, C07 = Menlo Park, C08 = Redwood City, C09 = San Carlos, C10 = San Mateo, C11 = North Fair Oaks, C12 = West Bay Sanitary District, C15 = County of San Mateo

- August 2012 Recology Commercial Service Level Changes

Commencing with April 2012 staff report, a new section is being provided as per staff's request for Recology to report monthly on the net result of its commercial recycling sales efforts with regard to providing service. This table provides the changes in commercial service subscription levels (i.e., service volume) for the various materials picked up. For example:

- ❖ Belmont's commercial sector experienced:
 - ❖ a net decrease in 213.88 cubic yards of commercial recycling service
 - ❖ a net decrease of 8.57 cubic yards of commercial garbage service
 - ❖ a net increase of 67.9 cubic yards of commercial compost service
 - ❖ Foster City's commercial sector experienced:
 - ❖ a net increase of 49.53 cubic yards of commercial recycling service
 - ❖ a net decrease of 57.16 cubic yards of commercial garbage service
 - ❖ no reported change in commercial compost service
- (The "net" change in service includes all increases or decreases by current customers and all increases of new customers.)

Sum of Monthly Net Change	Column Labels			
Row Labels	Recycling	Garbage	Organics	Grand Total
ATH	155.88	103.92		259.8
BEL	-213.88	-8.57	67.9	-154.55
BUR	168.55	185.66	116.21	470.42
C02	18.72	18.72	18.72	56.16
C03	176.66	20.78	59.75	257.19
C04		51.96		51.96
C05	-6.24	18.7	-6.24	6.22
C06	25.98	-0.69	103.92	129.21
C07	16.63	25.65	0	42.28
C08	99.59	83.82	42.61	226.02
C09	0	0	0	0
C10	45.56	28.76	5.55	79.87
C11	16.63	42.61	16.63	75.87
CSM	-2.6	21.66	4.33	23.39
EPA	19.23	15.24	4.33	38.8
FOC	49.53	-57.16		-7.63
HIL		-38.97	25.98	-12.99
MAT	371.31	-112.42	7.45	266.34
MPK	128.34	118.88	151.91	399.13
NFO	54.38	22.07	5.55	82
RWC	12.47	-146.88	64.6	-69.81
SNC	50.4	61.11	1.21	112.72
Grand Total	1187.14	454.85	690.41	2332.4

Attachment A provides Recology's new monthly commercial service level changes report. This report provides the detail for each member Agency in the first tab titled "Monthly Volume Change June 2012." This information is summarized in the second tab titled "Summary."

- 8 different commercial accounts were included in the list of recycling “presentations and trainings” reported for August:

Date	Franchise	Customer Name	Location	Attendees (staff, custodians, students, etc.)	Time	Description
08/08/2012	SNC	THE SANDWICH SPOT	1312 LAUREL ST	OWNER AND STAFF	10:00 AM	TRAINING
08/10/2012	RWC	WESTPORT OFFICE PARK, LLC	300 ISLAND BOARD ROOM	CAFE EMPLOYEE	10:30 AM	TRAINING
08/14/2012	MAT	MILLS PENINSULA HEALTH SERVICE	100 S SAN MATEO DRIVE, SAN MATEO	EVS STAFF FOR THEIR SKILLS DAY	4:00 PM	PRESENTATION
08/14/2012	MAT	PENINSULA REGENT	1 BALDWIN AVE, SAN MATEO	KITCHEN STAFF	9:30 AM	TRAINING
08/14/2012	MAT	MILLS PENINSULA HEALTH SERVICE	100 S SAN MATEO DRIVE, SAN MATEO	EVS STAFF	3:30 PM	PRESENTATION
08/14/2012	MAT	MILLS PENINSULA HEALTH SERVICE	100 S SAN MATEO DRIVE, SAN MATEO	EVS STAFF FOR THEIR SKILLS DAY	3:00 PM	PRESENTATION
08/15/2012	BUR	PENINSULA HOSPITAL	1501 TROUSDALE DRIVE, BURLINGAME	EVS STAFF	3:15 PM	PRESENTATION
08/15/2012	BUR	PENINSULA HOSPITAL	1501 TROUSDALE DRIVE, BURLINGAME	EVS STAFF	3:45 PM	PRESENTATION
08/15/2012	BUR	PENINSULA HOSPITAL	1501 TROUSDALE DRIVE, BURLINGAME	EVS STAFF	4:15 PM	PRESENTATION
08/15/2012	BUR	PENINSULA HOSPITAL	1501 TROUSDALE DR, BURLINGAME	EVS STAFF	1:45 PM	PRESENTATION
08/15/2012	BUR	PENINSULA HOSPITAL	1501 TROUSDALE DRIVE, BURLINGAME	EVS STAFF	2:15 PM	PRESENTATION
08/15/2012	BUR	PENINSULA HOSPITAL	1501 TROUSDALE DRIVE, BURLINGAME	EVS STAFF	2:45 PM	PRESENTATION
08/17/2012	RWC	WESTPORT OFFICE PARK, LLC	300 ISLAND DR. 1ST FLOOR ROOM	AFE STAFF	10:00 AM	TRAINING
08/17/2012	RWC	WESTPORT OFFICE PARK, LLC	1100 ISLAND DR	SPANISH SPEAKING EMPLOYEES	10:00 AM	TRAINING
08/24/2012	RWC	EQUITY OFFICE PROP.	55 TWIN DOLPHIN STE 200	STAFF	1:50 PM	PRESENTATION
08/30/2012	MPK	OFFICEMAX INC	1315 OBRIEN DR, MENLO PARK	OFFICE STAFF	11:30 AM	TRAINING
Franchise codes: ATH = Atherton, BEL = Belmont, BUR = Burlingame, CSM = County of San Mateo, EPA = East Palo Alto, FOC = Foster City, HIL = Hillsborough, MAT = San Mateo, MPK = Menlo Park, NFO = North Fair Oaks, RWC = Redwood City, SNC = San Carlos, WBS = West Bay Sanitary District						
Member Agency codes: C01 = Atherton, C02 = Belmont, C03 = Burlingame, C04 = East Palo Alto, C05 = Foster City, C06 = Hillsborough, C07 = Menlo Park, C08 = Redwood City, C09 = San Carlos, C10 = San Mateo, C11 = North Fair Oaks, C12 = West Bay Sanitary District, C15 = County of San Mateo						

Staff had numerous meetings with Recology during 2011 and 2012 on commercial recycling and requested additional analysis and data to facilitate decision-making on next steps regarding increasing tonnage from the commercial sector. In addition to analysis of the program’s performance, staff has requested Recology to provide information on profiling commercial customers, the net change on account retention and attraction efforts and information related to the internal metrics used to measure the relative success and cost effectiveness of its commercial recycling outreach (sales) efforts. The results of these inquiries were discussed in detail at the Special Board Workshop on Commercial Recycling on March 29, 2012. While Recology has greatly improved its reporting on commercial recycling activities, staff will continue to encourage the company to establish and begin using metrics to measure the success and cost effectiveness of the commercial recycling program.

Background

On April 22, 2010, the Board adopted Resolution No. 2010-14 approving the Commercial Recycling Agreement between Recology and Allied Waste/Republic Services. This agreement transferred Allied's commercial recycling outreach program to RSMC commencing on July 1, 2010. In addition, Recology moved its commercial recycling staff into the Shoreway Administration building on this date.

The Member Agencies Franchise Agreements with Recology required the company to commence the first new program, the Recycling Blitz Commercial Recycling Campaign, also on July 1, 2010. Recology's Recycling Blitz Plan and the SBWMA Commercial Recycling Communications and Outreach Plans were shared with the Board in May 2010. These plans outline the next steps regarding stepping up efforts to increase diversion from the commercial sector in the near term.

Commencing with Recology's first quarterly report due on April 30, 2011, the company is required to submit with each quarterly report a detailed update on its commercial recycling program outreach efforts. This requirement is prescribed in Franchise Agreement section 9.06.N, as follows:

- "N. Commercial Recycling Promotion Program Status Report.** Contractor must prepare and submit, both quarterly and annually, to Agency and SBWMA, a Commercial Recycling Program Status Report. The Commercial Recycling Program Status Report shall include, but not be limited to:
1. A summary of training and professional development activities for the Commercial Recycling Promotion and supervisory staff.
 2. A description of the strategy and overall approach to attract and retain a high quality and effective Commercial Recycling Promotion Program and supervisory staff.
 3. A description and status of meeting the goals and objectives for the Commercial Recycling Promotion team and how these goals and objectives are tied to the compensation incentive plan. (Contractor must explain how the stated goals and objectives will be accomplished if no compensation incentive plan is used.)
 4. A description of Contractor's sales strategy for maintaining and/or expanding the existing Commercial Recycling account base and diversion levels.
 5. A description of the services provided to the Commercial and Agency Facility sectors.
 6. A detailed accounting of diversion statistics for the Commercial and Agency Facility sectors."

Recology has now submitted all four quarterly reports for 2011, its 2011 annual report, and the first quarter report for 2012 and it is important to note that the commercial recycling section of all these reports has fallen short of establishing quantifiable goals with regards to increasing diversion, nor have these reports provided a detailed description of the strategic approach employed by the Recology sales team to increase diversion. The recent reports provide general goals that are supported by task based metrics for each Zero Waste Specialist. If quantifiable diversion goals and a specific sales based approach are shared with staff, this information will in turn be promptly shared with the Member Agencies.

Attachment:

Attachment A – Recology August 2012 Monthly Commercial Volume Change Report

RECOLOGY SAN MATEO COUNTY
NET CHANGE REPORT - DETAIL
AUGUST 2012

Year	Current Month	Franchise Code	Commodity	Account Type	Cust Number	Name	House #	Street Name	Apt #	Prev Month Volume	Current Month Volume	Monthly Net Change	Weekly Volume Change	Customer Status Last Month	Customer Status Current Month	Customer Start Date	Customer End Date	
2012	AUG	ATH	Garbage	Commercial	928192	SACRED HEART SCHOOLS	150	VALPARAISO AVE		25.98	129.9	103.92	24	Active	Active	05/01/1973		
												103.92						
												103.92						
2012	AUG	ATH	Recycling	Commercial	928184	OAKWOOD INFIRMARY	140	VALPARAISO AVE		25.98	51.96	25.98	6	Active	Active	10/25/1994		
2012	AUG	ATH	Recycling	Commercial	928192	SACRED HEART SCHOOLS	150	VALPARAISO AVE		54.04	183.94	129.9	30	Active	Active	05/01/1973		
												155.88						
2012	AUG	BEL	Garbage	Apartment	911008	CARLMONT COMSTOCK APTS	2210	HASTINGS DR		12.99	21.65	8.66	2	Active	Active	05/01/1986		
2012	AUG	BEL	Garbage	Apartment	911057	MILIONIS K	1006	HILL ST		1.39	2.08	0.69	0.16	Active	Active	10/08/1999		
2012	AUG	BEL	Garbage	Apartment	911396	RALSTON SOUTH PROP	1080	RALSTON AVE		0	20.78	20.78	4.8	Active	Active	04/11/1991		
2012	AUG	BEL	Garbage	Apartment	929182	WHITLEY PROP. MGMT INC.	1140	ELMER ST		2.08	6.24	4.16	0.96	Active	Active	06/01/1986		
2012	AUG	BEL	Garbage	Commercial	928606	PLANET GRANITE	100	EL CAMINO REAL		12.47	13.86	1.39	0.32	Active	Active	04/30/2002		
2012	AUG	BEL	Garbage	Commercial	928838	CITY OF BELMONT	870	EL CAMINO REAL		0.69	0	-0.69	-0.16	Active	Stopped	03/29/2010	08/08/2012	
2012	AUG	BEL	Garbage	Commercial	929919	YASEEN FOUNDATION	621	MASONIC WAY		8.31	2.08	-6.23	-1.44	Active	Active	05/01/2002		
2012	AUG	BEL	Garbage	Commercial	930032	EUROPEAN & ASIAN SERVICE	150	OLD COUNTY RD		0	0.69	0.69	0.16	Active	Active	01/17/1989		
2012	AUG	BEL	Garbage	Commercial	930081	AUTO CARE REDWOOD SHORE:	230	OLD COUNTY RD		0.43	0	-0.43	-0.1	Active	Stopped	12/21/2004	08/08/2012	
2012	AUG	BEL	Garbage	Commercial	930362	BEL MATEO AUTO REPAIR	1060	OLD COUNTY RD		2.08	0	-2.08	-0.48	Active	Stopped	01/03/2007	08/06/2012	
2012	AUG	BEL	Garbage	Commercial	930719	DAIRY BELLE FREEZE	575	RALSTON AVE		2.08	0	-2.08	-0.48	Active	Stopped	07/01/2000	08/24/2012	
2012	AUG	BEL	Garbage	Commercial	930909	NOTRE DAME DE NAMUR UNIVE	1500	RALSTON AVE		285.78	207.84	-77.94	-18	Active	Active	11/08/1982		
2012	AUG	BEL	Garbage	Commercial	1153238	HENCHMEN MOTORCYCLE CLU	332	OLD COUNTY RD		0	1.39	1.39	0.32	Active	Active	04/05/2011		
2012	AUG	BEL	Garbage	Commercial	1244953	YOSSO GROUP	200	OLD COUNTY RD		0	2.08	2.08	0.48	Active	Active	02/14/2012		
2012	AUG	BEL	Garbage	Commercial	1294875	RICKETTS DESIGN	573	MOUNTAIN VIEW AVE		0	0.43	0.43	0.1		Active	08/01/2012		
2012	AUG	BEL	Garbage	Commercial	1296367	MR. LAND GLASS	1510	OLD COUNTY RD		0	0.69	0.69	0.16		New	08/02/2012		
2012	AUG	BEL	Garbage	Commercial	1301738	MAKT SYSTEMS	570	MARINE VIEW AVE	A	0	0.69	0.69	0.16		New	08/14/2012		
2012	AUG	BEL	Garbage	Commercial	1303353	BEL MATEO AUTO REPAIR	1060	OLD COUNTY RD		0	2.08	2.08	0.48		New	08/07/2012		
2012	AUG	BEL	Garbage	Commercial	1305333	NOTRE DAME ELEMENTARY	1200	NOTRE DAME AVE		0	17.32	17.32	4		New	08/27/2012		
2012	AUG	BEL	Garbage	Commercial	1306018	AUTO CARE OF REDWOOD SHC	230	OLD COUNTY RD		0	0.43	0.43	0.1		New	08/24/2012		
2012	AUG	BEL	Garbage	Commercial	1307107	101 BURGER	575	RALSTON AVE		0	2.08	2.08	0.48		New	08/27/2012		
2012	AUG	BEL	Garbage	Commercial	1307578	BELMONT GREEK FESTIVAL	900	ALAMEDA DE LAS PULGAS SPE		0	17.32	17.32	4		New	08/31/2012		
												-8.57						
2012	AUG	BEL	Organics	Apartment	928358	ERNEST BAUTISTA	1210	ALAMEDA DE LAS PULGAS		0	1.39	1.39	0.32	Active	Active	12/30/1986		
2012	AUG	BEL	Organics	Commercial	928606	PLANET GRANITE	100	EL CAMINO REAL		2.77	0	-2.77	-0.64	Active	Active	04/30/2002		
2012	AUG	BEL	Organics	Commercial	930719	DAIRY BELLE FREEZE	575	RALSTON AVE		4.33	0	-4.33	-1	Active	Stopped	07/01/2000	08/24/2012	
2012	AUG	BEL	Organics	Commercial	1307107	101 BURGER	575	RALSTON AVE		0	4.33	4.33	1		New	08/27/2012		
2012	AUG	BEL	Organics	Commercial	1307578	BELMONT GREEK FESTIVAL	900	ALAMEDA DE LAS PULGAS SPE		0	69.28	69.28	16		New	08/31/2012		
												67.9						
2012	AUG	BEL	Recycling	Apartment	910729	CASA BELVIEW APTS	1015	CONTINENTALS WAY		242.48	17.32	-225.16	-52	Active	Active	03/01/1986		
2012	AUG	BEL	Recycling	Apartment	910745	WINDSOR APTS	1039	CONTINENTALS WAY		16.63	0	-16.63	-3.84	Active	Active	03/01/1986		
2012	AUG	BEL	Recycling	Apartment	911008	CARLMONT COMSTOCK APTS	2210	HASTINGS DR		41.74	41.57	-0.17	-0.04	Active	Active	05/01/1986		
2012	AUG	BEL	Recycling	Apartment	911420	DAN ROLANDSON	1190	RALSTON AVE		0	2.08	2.08	0.48	Active	Active	04/15/1991		
2012	AUG	BEL	Recycling	Apartment	911628	PEDROZA HERNANDO	1121	VILLAGE DR		18.01	4.16	-13.85	-3.2	Active	Active	08/25/1980		
2012	AUG	BEL	Recycling	Apartment	929174	HERITAGE REALTY	1120	ELMER ST		8.31	4.16	-4.15	-0.96	Active	Active	11/01/2003		
2012	AUG	BEL	Recycling	Apartment	929182	WHITLEY PROP. MGMT INC.	1140	ELMER ST		4.16	0	-4.16	-0.96	Active	Active	06/01/1986		
2012	AUG	BEL	Recycling	Apartment	929489	CARLMONT HEIGHTS LLC	2203	HASTINGS DR	220	0	25.98	25.98	6	Active	Active	09/18/1998		
2012	AUG	BEL	Recycling	Commercial	928838	CITY OF BELMONT	870	EL CAMINO REAL		2.77	0	-2.77	-0.64	Active	Stopped	03/29/2010	08/08/2012	
2012	AUG	BEL	Recycling	Commercial	929919	YASEEN FOUNDATION	621	MASONIC WAY		4.16	8.31	4.15	0.96	Active	Active	05/01/2002		
2012	AUG	BEL	Recycling	Commercial	930081	AUTO CARE REDWOOD SHORE:	230	OLD COUNTY RD		2.77	0	-2.77	-0.64	Active	Stopped	12/21/2004	08/08/2012	
2012	AUG	BEL	Recycling	Commercial	930362	BEL MATEO AUTO REPAIR	1060	OLD COUNTY RD		2.08	0	-2.08	-0.48	Active	Stopped	01/03/2007	08/06/2012	
2012	AUG	BEL	Recycling	Commercial	930719	DAIRY BELLE FREEZE	575	RALSTON AVE		77.94	0	-77.94	-18	Active	Stopped	07/01/2000	08/24/2012	
2012	AUG	BEL	Recycling	Commercial	930909	NOTRE DAME DE NAMUR UNIVE	1500	RALSTON AVE		246.29	204.72	-41.57	-9.6	Active	Active	11/08/1982		
2012	AUG	BEL	Recycling	Commercial	1153238	HENCHMEN MOTORCYCLE CLU	332	OLD COUNTY RD		0	4.16	4.16	0.96	Active	Active	04/05/2011		
2012	AUG	BEL	Recycling	Commercial	1294875	RICKETTS DESIGN	573	MOUNTAIN VIEW AVE		0	1.39	1.39	0.32		Active	08/01/2012		
2012	AUG	BEL	Recycling	Commercial	1296367	MR. LAND GLASS	1510	OLD COUNTY RD		0	1.39	1.39	0.32		New	08/02/2012		

RECOLOGY SAN MATEO COUNTY
NET CHANGE REPORT - DETAIL
AUGUST 2012

2012	AUG	BUR	Recycling	Commercial	994236 FOX MALL BURLINGAME	1419 BURLINGAME AVE	9.7	31.18	21.48	4.96	Active	Active	04/18/1983		
2012	AUG	BUR	Recycling	Commercial	994590 CALTRANS TRAIN STATION	290 CALIFORNIA DR	4.16	0	-4.16	-0.96	Active	Stopped	01/24/2003	07/31/2012	
2012	AUG	BUR	Recycling	Commercial	995993 PANASONIC AVIATION CORPORA	890 COWAN RD	G	0	4.33	4.33	1	Active	Active	04/04/2008	
2012	AUG	BUR	Recycling	Commercial	996256 AUTO FIXATION	260 EAST LN	4.16	6.24	2.08	0.48	Active	Active	06/17/1982		
2012	AUG	BUR	Recycling	Commercial	1000942 LED WHOLE SALERS	1250 ROLLINS RD	4.33	0	-4.33	-1	Active	Stopped	07/28/2009	08/01/2012	
2012	AUG	BUR	Recycling	Commercial	1001478 TOP ONE CUSTOM CABINETRY	1550 ROLLINS RD	D	8.66	0	-8.66	-2	Active	Stopped	05/14/2009	08/08/2012
2012	AUG	BUR	Recycling	Commercial	1068204 RSNA UNION BANK OF CA #137	1887 EL CAMINO REAL	1.39	0	-1.39	-0.32	Active	Active	09/07/2010		
2012	AUG	BUR	Recycling	Commercial	1182591 S.F. AIRPORT OFFICE CENTER	840 MALCOLM RD	6.24	8.66	2.42	0.56	Active	Active	07/11/2011		
2012	AUG	BUR	Recycling	Commercial	1202993 COMPLETE BLDG SERVICES	31 EDWARDS CT	0	2.08	2.08	0.48	Active	Active	09/14/2011		
2012	AUG	BUR	Recycling	Commercial	1243765 REAL MEX RESTAURANTS	1590 BAYSHORE HWY	21.65	12.99	-8.66	-2	Active	Active	10/05/2011		
2012	AUG	BUR	Recycling	Commercial	1274893 BWRS	1333 BAYSHORE HWY	94.05	64.95	-29.1	-6.72	Active	Active	05/30/2012		
2012	AUG	BUR	Recycling	Commercial	1295732 SHINE LABS	1469 ROLLINS RD	0	1.39	1.39	0.32	Active	Active	08/01/2012		
2012	AUG	BUR	Recycling	Commercial	1298066 BLUE LINE PIZZA	1108 BURLINGAME AVE	0	17.32	17.32	4	New	08/06/2012			
2012	AUG	BUR	Recycling	Commercial	1298488 E PHOTO INC	1250 ROLLINS RD	0	4.33	4.33	1	New	08/02/2012			
2012	AUG	BUR	Recycling	Commercial	1307016 HYDROMAX USA	373 BEACH RD	0	2.08	2.08	0.48	New	08/28/2012			
2012	AUG	BUR	Recycling	Commercial	1307958 CALTRANS TRAIN STATION	290 CALIFORNIA DR	0	4.16	4.16	0.96	Active	Active	08/01/2012		
2012	AUG	BUR	Recycling	Commercial	1308030 CAFFE SAPORE	1243 HOWARD AVE	0	2.77	2.77	0.64	New	08/31/2012			
			Recycling Total							168.55					
2012	AUG	C02	Garbage	Commercial	1187384 NATIONAL NIGHT OUT	0 ALAMEDA @ RALSTON AVI	SPE	0	2.08	2.08	0.48	Active	Active	08/02/2011	
2012	AUG	C02	Garbage	Commercial	1187418 NATIONAL NIGHT OUT	0 YORKSHIRE WAY	SPE	0	2.08	2.08	0.48	Active	Active	08/02/2011	
2012	AUG	C02	Garbage	Commercial	1187566 NATIONAL NIGHT OUT	0 SEMERIA AND CASA BONA	SPE	0	2.08	2.08	0.48	Active	Active	08/02/2011	
2012	AUG	C02	Garbage	Commercial	1187616 NATIONAL NIGHT OUT	0 HALLMARK DR & LAKE RD	SPE	0	2.08	2.08	0.48	Active	Active	08/02/2011	
2012	AUG	C02	Garbage	Commercial	1187681 NATIONAL NIGHT OUT	400 RALSTON AVE	SPE	0	2.08	2.08	0.48	Active	Active	08/02/2011	
2012	AUG	C02	Garbage	Commercial	1300375 NATIONAL NIGHT OUT	0 SUNNYSLOPE AVE	SPE	0	4.16	4.16	0.96	New	08/07/2012		
2012	AUG	C02	Garbage	Commercial	1300524 NATIONAL NIGHT OUT	0 CARLMONT DR	SPE	0	2.08	2.08	0.48	New	08/07/2012		
2012	AUG	C02	Garbage	Commercial	1300581 NATIONAL NIGHT OUT	1631 FRANCIS AVE	SPE	0	2.08	2.08	0.48	New	08/07/2012		
			Garbage Total							18.72					
2012	AUG	C02	Organics	Commercial	1187384 NATIONAL NIGHT OUT	0 ALAMEDA @ RALSTON AVI	SPE	0	2.08	2.08	0.48	Active	Active	08/02/2011	
2012	AUG	C02	Organics	Commercial	1187418 NATIONAL NIGHT OUT	0 YORKSHIRE WAY	SPE	0	2.08	2.08	0.48	Active	Active	08/02/2011	
2012	AUG	C02	Organics	Commercial	1187566 NATIONAL NIGHT OUT	0 SEMERIA AND CASA BONA	SPE	0	2.08	2.08	0.48	Active	Active	08/02/2011	
2012	AUG	C02	Organics	Commercial	1187616 NATIONAL NIGHT OUT	0 HALLMARK DR & LAKE RD	SPE	0	2.08	2.08	0.48	Active	Active	08/02/2011	
2012	AUG	C02	Organics	Commercial	1187681 NATIONAL NIGHT OUT	400 RALSTON AVE	SPE	0	2.08	2.08	0.48	Active	Active	08/02/2011	
2012	AUG	C02	Organics	Commercial	1300375 NATIONAL NIGHT OUT	0 SUNNYSLOPE AVE	SPE	0	4.16	4.16	0.96	New	08/07/2012		
2012	AUG	C02	Organics	Commercial	1300524 NATIONAL NIGHT OUT	0 CARLMONT DR	SPE	0	2.08	2.08	0.48	New	08/07/2012		
2012	AUG	C02	Organics	Commercial	1300581 NATIONAL NIGHT OUT	1631 FRANCIS AVE	SPE	0	2.08	2.08	0.48	New	08/07/2012		
			Organics Total							18.72					
2012	AUG	C02	Recycling	Commercial	1187384 NATIONAL NIGHT OUT	0 ALAMEDA @ RALSTON AVI	SPE	0	2.08	2.08	0.48	Active	Active	08/02/2011	
2012	AUG	C02	Recycling	Commercial	1187418 NATIONAL NIGHT OUT	0 YORKSHIRE WAY	SPE	0	2.08	2.08	0.48	Active	Active	08/02/2011	
2012	AUG	C02	Recycling	Commercial	1187566 NATIONAL NIGHT OUT	0 SEMERIA AND CASA BONA	SPE	0	2.08	2.08	0.48	Active	Active	08/02/2011	
2012	AUG	C02	Recycling	Commercial	1187616 NATIONAL NIGHT OUT	0 HALLMARK DR & LAKE RD	SPE	0	2.08	2.08	0.48	Active	Active	08/02/2011	
2012	AUG	C02	Recycling	Commercial	1187681 NATIONAL NIGHT OUT	400 RALSTON AVE	SPE	0	2.08	2.08	0.48	Active	Active	08/02/2011	
2012	AUG	C02	Recycling	Commercial	1300375 NATIONAL NIGHT OUT	0 SUNNYSLOPE AVE	SPE	0	4.16	4.16	0.96	New	08/07/2012		
2012	AUG	C02	Recycling	Commercial	1300524 NATIONAL NIGHT OUT	0 CARLMONT DR	SPE	0	2.08	2.08	0.48	New	08/07/2012		
2012	AUG	C02	Recycling	Commercial	1300581 NATIONAL NIGHT OUT	1631 FRANCIS AVE	SPE	0	2.08	2.08	0.48	New	08/07/2012		
			Recycling Total							18.72					
2012	AUG	C03	Garbage	Commercial	1301498 BURLINGAME ART & WINE FEST	0 BURLINGAME AVE	SPE	0	20.78	20.78	4.8	New	08/09/2012		
			Garbage Total							20.78					
2012	AUG	C03	Organics	Commercial	1301498 BURLINGAME ART & WINE FEST	0 BURLINGAME AVE	SPE	0	59.75	59.75	13.8	New	08/09/2012		
			Organics Total							59.75					
2012	AUG	C03	Recycling	Commercial	1301498 BURLINGAME ART & WINE FEST	0 BURLINGAME AVE	SPE	0	176.66	176.66	40.8	New	08/09/2012		
			Recycling Total							176.66					
2012	AUG	C04	Garbage	Commercial	1301266 EAST PALO ALTO CLEAN UP	0 PURDUE AVE	SPE	0	25.98	25.98	6	New	08/10/2012		
2012	AUG	C04	Garbage	Commercial	1301282 EAST PALO ALTO CLEAN UP	0 BEECH ST	SPE	0	25.98	25.98	6	New	08/10/2012		
2012	AUG	C05	Garbage	Commercial	934240 CITY OF FOSTER CITY - PARK D	650 SHELL BLVD		77.94	102.88	24.94	5.76	Active	Active	06/13/1977	
2012	AUG	C05	Garbage	Commercial	1291285 FOSTER CITY PARKS & REC	650 SHELL BLVD	SP2	16.63	0	-16.63	-3.84	New	Stopped	07/11/2012	08/20/2012

RECOLOGY SAN MATEO COUNTY
NET CHANGE REPORT - DETAIL
AUGUST 2012

2012	AUG	C05	Garbage	Commercial	1305655	AMERICAN CANCER SOCIETY	650 SHELL BLVD	SPE	0	10.39	10.39	2.4	New	08/24/2012	
			Garbage Total								70.66				
2012	AUG	C05	Organics	Commercial	1291285	FOSTER CITY PARKS & REC	650 SHELL BLVD	SP2	16.63	0	-16.63	-3.84	New	Stopped	07/11/2012 08/20/2012
2012	AUG	C05	Organics	Commercial	1305655	AMERICAN CANCER SOCIETY	650 SHELL BLVD	SPE	0	10.39	10.39	2.4	New	08/24/2012	
			Organics Total								-6.24				
2012	AUG	C05	Recycling	Commercial	1291285	FOSTER CITY PARKS & REC	650 SHELL BLVD	SP2	16.63	0	-16.63	-3.84	New	Stopped	07/11/2012 08/20/2012
2012	AUG	C05	Recycling	Commercial	1305655	AMERICAN CANCER SOCIETY	650 SHELL BLVD	SPE	0	10.39	10.39	2.4	New	08/24/2012	
			Recycling Total								-6.24				
2012	AUG	C06	Garbage	Commercial	1069624	TOWN OF HILLSBOROUGH	660 FAIRWAY CIR		0.69	0	-0.69	-0.16	Active	Active	09/07/2010
			Garbage Total								-0.69				
2012	AUG	C06	Organics	Commercial	1198613	HILLSBOROUGH CONCOURS D'I	6650 GOLF COURSE DR	SPE	0	103.92	103.92	24	Active	Active	08/26/2011
			Organics Total								103.92				
2012	AUG	C06	Recycling	Commercial	1198613	HILLSBOROUGH CONCOURS D'I	6650 GOLF COURSE DR	SPE	0	25.98	25.98	6	Active	Active	08/26/2011
			Recycling Total								25.98				
2012	AUG	C07	Garbage	Commercial	934224	SHARON PARK (MPK)	0 SHARON PARK DR		14.55	9.7	-4.85	-1.12	Active	Active	05/01/1995
2012	AUG	C07	Garbage	Commercial	1280528	CITY CAN - MENLO PARK	71 ARBOR RD		0.69	0	-0.69	-0.16	Active	Stopped	06/15/2012 08/03/2012
2012	AUG	C07	Garbage	Commercial	1298868	CITY CAN - MENLO PARK	635 SANTA CRUZ AVE		0	2.08	2.08	0.48	Active	Active	08/01/2012
2012	AUG	C07	Garbage	Commercial	1298884	CITY CAN - MENLO PARK	683 SANTA CRUZ AVE		0	2.08	2.08	0.48	Active	Active	08/01/2012
2012	AUG	C07	Garbage	Commercial	1298900	CITY CAN - MENLO PARK	729 SANTA CRUZ AVE		0	2.08	2.08	0.48	Active	Active	08/01/2012
2012	AUG	C07	Garbage	Commercial	1298926	CITY CAN - MENLO PARK	735 SANTA CRUZ AVE		0	2.08	2.08	0.48	Active	Active	08/01/2012
2012	AUG	C07	Garbage	Commercial	1298934	CITY CAN - MENLO PARK	770 SANTA CRUZ AVE		0	2.08	2.08	0.48	Active	Active	08/01/2012
2012	AUG	C07	Garbage	Commercial	1298942	CITY CAN - MENLO PARK	845 SANTA CRUZ AVE		0	2.08	2.08	0.48	Active	Active	08/01/2012
2012	AUG	C07	Garbage	Commercial	1298967	CITY CAN - MENLO PARK	870 SANTA CRUZ AVE		0	2.08	2.08	0.48	Active	Active	08/01/2012
2012	AUG	C07	Garbage	Commercial	1299486	RELAY FOR LIFE	450 BURGESS DR	SPE	0	16.63	16.63	3.84	New	08/03/2012	
2012	AUG	C07	Garbage	Commercial	1301605	CITY OF MENLO PARK GYM	501 LAUREL ST		0	8.31	8.31	1.92	New	08/09/2012	
2012	AUG	C07	Garbage	Commercial	1294537	CITY OF MENLO PARK GYM	501 LAUREL ST		8.31	0	-8.31	-1.92	New	Stopped	07/19/2012 08/08/2012
			Garbage Total								25.65				
2012	AUG	C07	Organics	Commercial	1301605	CITY OF MENLO PARK GYM	501 LAUREL ST		0	8.31	8.31	1.92	New	08/09/2012	
2012	AUG	C07	Organics	Commercial	1294537	CITY OF MENLO PARK GYM	501 LAUREL ST		8.31	0	-8.31	-1.92	New	Stopped	07/19/2012 08/08/2012
			Organics Total								0				
2012	AUG	C07	Recycling	Commercial	1299486	RELAY FOR LIFE	450 BURGESS DR	SPE	0	16.63	16.63	3.84	New	08/03/2012	
2012	AUG	C07	Recycling	Commercial	1301605	CITY OF MENLO PARK GYM	501 LAUREL ST		0	8.31	8.31	1.92	New	08/09/2012	
2012	AUG	C07	Recycling	Commercial	1294537	CITY OF MENLO PARK GYM	501 LAUREL ST		8.31	0	-8.31	-1.92	New	Stopped	07/19/2012 08/08/2012
			Recycling Total								16.63				
2012	AUG	C08	Garbage	Commercial	1298207	REDWOOD CITY CONCERT SER	0 MARSHALL ST	SPE	0	11.08	11.08	2.56	Active	Active	08/01/2012
2012	AUG	C08	Garbage	Commercial	1301985	SHAKESPERE FESTIVAL	0 BREWSTER AVE	SPE	0	32.91	32.91	7.6	New	08/10/2012	
2012	AUG	C08	Garbage	Commercial	1304997	REDWOOD SHORES LEVEE CLE	0 TILLER LN	SPE	0	31.52	31.52	7.28	New	08/24/2012	
2012	AUG	C08	Garbage	Commercial	1305697	BRIDGEPOINT BLOCK PARTY	808 SCHOONER BAY DR	SPE	0	8.31	8.31	1.92	New	08/24/2012	
			Garbage Total								83.82				
2012	AUG	C08	Organics	Commercial	1301985	SHAKESPERE FESTIVAL	0 BREWSTER AVE	SPE	0	19.92	19.92	4.6	New	08/10/2012	
2012	AUG	C08	Organics	Commercial	1304997	REDWOOD SHORES LEVEE CLE	0 TILLER LN	SPE	0	18.53	18.53	4.28	New	08/24/2012	
2012	AUG	C08	Organics	Commercial	1305697	BRIDGEPOINT BLOCK PARTY	808 SCHOONER BAY DR	SPE	0	4.16	4.16	0.96	New	08/24/2012	
			Organics Total								42.61				
2012	AUG	C08	Recycling	Commercial	933572	CITY OF REDWOOD CITY	1455 MADISON AVE		15.07	28.06	12.99	3	Active	Active	01/01/1986
2012	AUG	C08	Recycling	Commercial	975235	CITY OF REDWOOD CITY-FIRE C	755 MARSHALL ST		8.31	9.7	1.39	0.32	Active	Active	04/21/1988
2012	AUG	C08	Recycling	Commercial	1298207	REDWOOD CITY CONCERT SER	0 MARSHALL ST	SPE	0	11.08	11.08	2.56	Active	Active	08/01/2012
2012	AUG	C08	Recycling	Commercial	1301985	SHAKESPERE FESTIVAL	0 BREWSTER AVE	SPE	0	32.91	32.91	7.6	New	08/10/2012	
2012	AUG	C08	Recycling	Commercial	1304997	REDWOOD SHORES LEVEE CLE	0 TILLER LN	SPE	0	31.52	31.52	7.28	New	08/24/2012	
2012	AUG	C08	Recycling	Commercial	1305697	BRIDGEPOINT BLOCK PARTY	808 SCHOONER BAY DR	SPE	0	9.7	9.7	2.24	New	08/24/2012	
			Recycling Total								99.59				
2012	AUG	C09	Garbage	Commercial	1182542	CITY OF SAN CARLOS	1017 CEDAR ST	SPE	16.63	0	-16.63	-3.84	Active	Stopped	07/08/2011 08/21/2012
2012	AUG	C09	Garbage	Commercial	1299155	RELAY FOR LIFE	0 CHESTNUT ST	SP1	0	16.63	16.63	3.84	New	08/03/2012	
			Garbage Total								0				
2012	AUG	C09	Organics	Commercial	1182542	CITY OF SAN CARLOS	1017 CEDAR ST	SPE	16.63	0	-16.63	-3.84	Active	Stopped	07/08/2011 08/21/2012
2012	AUG	C09	Organics	Commercial	1299155	RELAY FOR LIFE	0 CHESTNUT ST	SP1	0	16.63	16.63	3.84	New	08/03/2012	

RECOLOGY SAN MATEO COUNTY
NET CHANGE REPORT - DETAIL
AUGUST 2012

Organics Total													0			
2012	AUG	C09	Recycling	Commercial	1182542	CITY OF SAN CARLOS	1017 CEDAR ST	SPE	16.63	0	-16.63	-3.84	Active	Stopped	07/08/2011	08/21/2012
2012	AUG	C09	Recycling	Commercial	1299155	RELAY FOR LIFE	0 CHESTNUT ST	SP1	0	16.63	16.63	3.84	New	New	08/03/2012	
Recycling Total													0			
2012	AUG	C10	Garbage	Commercial	933861	SHOREVIEW REC CENTER (M	950 OCEAN VIEW AVE		0	8.66	8.66	2	Active	Active	01/01/1986	
2012	AUG	C10	Garbage	Commercial	1191550	TOUR DI PENINSULA	1701 COYOTE POINT DR	SPE	25.98	39.84	13.86	3.2	Active	Active	08/05/2011	
2012	AUG	C10	Garbage	Commercial	1284538	MUSIC IN THE PARK	50 E 5TH AVE	SPE	20.78	0	-20.78	-4.8	Active	Stopped	06/22/2012	08/21/2012
2012	AUG	C10	Garbage	Commercial	1301241	CAR CRAZY PROMOTIONS	1900 ALAMEDA DE LAS PULGAS	SPE	0	10.39	10.39	2.4	New	New	08/10/2012	
2012	AUG	C10	Garbage	Commercial	1303767	SAN MATEO SOCCER TOURNAM	2001 PACIFIC BLVD	SPE	0	16.63	16.63	3.84	New	New	08/16/2012	
Garbage Total													28.76			
2012	AUG	C10	Organics	Commercial	1191550	TOUR DI PENINSULA	1701 COYOTE POINT DR	SPE	12.99	26.85	13.86	3.2	Active	Active	08/05/2011	
2012	AUG	C10	Organics	Commercial	1284538	MUSIC IN THE PARK	50 E 5TH AVE	SPE	20.78	0	-20.78	-4.8	Active	Stopped	06/22/2012	08/21/2012
2012	AUG	C10	Organics	Commercial	1305119	SAN MATEO EMPLOYEE PICNIC	0 J HART CLINTON DR	SPE	0	12.47	12.47	2.88	New	New	08/24/2012	
Organics Total													5.55			
2012	AUG	C10	Recycling	Commercial	1191550	TOUR DI PENINSULA	1701 COYOTE POINT DR	SPE	25.98	39.84	13.86	3.2	Active	Active	08/05/2011	
2012	AUG	C10	Recycling	Commercial	1284538	MUSIC IN THE PARK	50 E 5TH AVE	SPE	20.78	0	-20.78	-4.8	Active	Stopped	06/22/2012	08/21/2012
2012	AUG	C10	Recycling	Commercial	1301241	CAR CRAZY PROMOTIONS	1900 ALAMEDA DE LAS PULGAS	SPE	0	23.38	23.38	5.4	New	New	08/10/2012	
2012	AUG	C10	Recycling	Commercial	1303767	SAN MATEO SOCCER TOURNAM	2001 PACIFIC BLVD	SPE	0	16.63	16.63	3.84	New	New	08/16/2012	
2012	AUG	C10	Recycling	Commercial	1305119	SAN MATEO EMPLOYEE PICNIC	0 J HART CLINTON DR	SPE	0	12.47	12.47	2.88	New	New	08/24/2012	
Recycling Total													45.56			
2012	AUG	C11	Garbage	Commercial	1303122	FAIR OAKS COMMUNITY FESTIV	0 MIDDLEFIELD RD	SPE	0	42.61	42.61	9.84	New	New	08/17/2012	
Garbage Total													42.61			
2012	AUG	C11	Organics	Commercial	1303122	FAIR OAKS COMMUNITY FESTIV	0 MIDDLEFIELD RD	SPE	0	16.63	16.63	3.84	New	New	08/17/2012	
Organics Total													16.63			
2012	AUG	C11	Recycling	Commercial	1303122	FAIR OAKS COMMUNITY FESTIV	0 MIDDLEFIELD RD	SPE	0	16.63	16.63	3.84	New	New	08/17/2012	
Recycling Total													16.63			
2012	AUG	CSM	Garbage	Apartment	1094846	BELMONT MOBILE PARK HOME	100 HARBOR BLVD	050	0.43	0	-0.43	-0.1	Active	Active	01/01/2011	
2012	AUG	CSM	Garbage	Apartment	1155019	BENITEZ, ALICIA	1503 WOODSIDE RD		0.69	0	-0.69	-0.16	Active	Stopped	04/11/2011	08/30/2012
2012	AUG	CSM	Garbage	Commercial	931808	LA LAVANDE	131 INDUSTRIAL WAY	4	0.69	1.39	0.7	0.16	Active	Active	02/19/2003	
2012	AUG	CSM	Garbage	Commercial	932046	COUNTY OF SAN MATEO	50 TOWER RD		0	17.32	17.32	4	Active	Active	03/17/2003	
2012	AUG	CSM	Garbage	Commercial	932129	CORNER YOGURT	1501 WOODSIDE RD		0.69	4.33	3.64	0.84	Active	Active	06/03/2010	
2012	AUG	CSM	Garbage	Commercial	1271923	BELMONT MOBILE HOME PARK	100 HARBOR BLVD	011	0	0.69	0.69	0.16	Active	Active	05/17/2012	
2012	AUG	CSM	Garbage	Commercial	1307040	QUINN CONSTRUCTION	131 INDUSTRIAL WAY	12	0	0.43	0.43	0.1	New	New	08/29/2012	
Garbage Total													21.66			
2012	AUG	CSM	Organics	Apartment	1155019	BENITEZ, ALICIA	1503 WOODSIDE RD		2.08	0	-2.08	-0.48	Active	Stopped	04/11/2011	08/30/2012
2012	AUG	CSM	Organics	Commercial	932046	COUNTY OF SAN MATEO	50 TOWER RD		0	2.08	2.08	0.48	Active	Active	03/17/2003	
2012	AUG	CSM	Organics	Commercial	932129	CORNER YOGURT	1501 WOODSIDE RD		2.77	7.1	4.33	1	Active	Active	06/03/2010	
Organics Total													4.33			
2012	AUG	CSM	Recycling	Apartment	1094846	BELMONT MOBILE PARK HOME	100 HARBOR BLVD	050	0.69	0	-0.69	-0.16	Active	Active	01/01/2011	
2012	AUG	CSM	Recycling	Apartment	1155019	BENITEZ, ALICIA	1503 WOODSIDE RD		17.32	0	-17.32	-4	Active	Stopped	04/11/2011	08/30/2012
2012	AUG	CSM	Recycling	Commercial	932046	COUNTY OF SAN MATEO	50 TOWER RD		12.99	8.31	-4.68	-1.08	Active	Active	03/17/2003	
2012	AUG	CSM	Recycling	Commercial	932186	ROSITAS TACO STOP	1515 WOODSIDE RD		17.32	34.64	17.32	4	Active	Active	08/01/1996	
2012	AUG	CSM	Recycling	Commercial	1271923	BELMONT MOBILE HOME PARK	100 HARBOR BLVD	011	0	0.69	0.69	0.16	Active	Active	05/17/2012	
2012	AUG	CSM	Recycling	Commercial	1307040	QUINN CONSTRUCTION	131 INDUSTRIAL WAY	12	0	2.08	2.08	0.48	New	New	08/29/2012	
Recycling Total													-2.6			
2012	AUG	EPA	Garbage	Commercial	935072	BREAD OF LIFE EPA	1852 BAY RD		8.66	0	-8.66	-2	Active	Stopped	06/18/2004	08/28/2012
2012	AUG	EPA	Garbage	Commercial	935122	BAYSHORE CHRISTIAN MINISTR	1001 BEECH ST		6.24	4.16	-2.08	-0.48	Active	Active	05/01/2000	
2012	AUG	EPA	Garbage	Commercial	935957	WELLS REAL ESTATE SVCS-REI	1950 UNIVERSITY AVE		34.64	51.96	17.32	4	Active	Active	09/02/2003	
2012	AUG	EPA	Garbage	Commercial	1280973	THE BOYS AND GIRLS CLUB	1050 MYRTLE ST		17.32	0	-17.32	-4	Active	Stopped	06/14/2012	08/30/2012
2012	AUG	EPA	Garbage	Commercial	1302488	SPIRIT OF HALLOWEEN#60175-	1751 E BAYSHORE RD		0	25.98	25.98	6	New	New	08/13/2012	
Garbage Total													15.24			
2012	AUG	EPA	Organics	Apartment	1129444	ACW MANAGEMENT	1918 COOLEY AVE		0	2.08	2.08	0.48	Active	Active	01/20/2011	
2012	AUG	EPA	Organics	Commercial	934935	THE INSTITUTE FOR HUMAN &	1385 BAY RD		0	4.33	4.33	1	Active	Active	10/01/1998	
2012	AUG	EPA	Organics	Commercial	935122	BAYSHORE CHRISTIAN MINISTR	1001 BEECH ST		4.16	2.08	-2.08	-0.48	Active	Active	05/01/2000	
Organics Total													4.33			

RECOLOGY SAN MATEO COUNTY
NET CHANGE REPORT - DETAIL
AUGUST 2012

2012	AUG	EPA	Recycling	Apartment	915264	THE SEQUOIA GROUP	280	E OKEEFE ST	0	4.16	4.16	0.96	Active	Active	03/01/1986		
2012	AUG	EPA	Recycling	Apartment	1230549	EQUITY RESIDENTIAL	1851	WOODLAND AVE	0	2.08	2.08	0.48	Active	Active	12/07/2011		
2012	AUG	EPA	Recycling	Commercial	934935	THE INSTITUTE FOR HUMAN &	1385	BAY RD	0	8.66	8.66	2	Active	Active	10/01/1998		
2012	AUG	EPA	Recycling	Commercial	935072	BREAD OF LIFE EPA	1852	BAY RD	12.99	0	-12.99	-3	Active	Stopped	06/18/2004	08/28/2012	
2012	AUG	EPA	Recycling	Commercial	1280973	THE BOYS AND GIRLS CLUB	1050	MYRTLE ST	8.66	0	-8.66	-2	Active	Stopped	06/14/2012	08/30/2012	
2012	AUG	EPA	Recycling	Commercial	1302488	SPIRIT OF HALLOWEEN#60175-4	1751	E BAYSHORE RD	0	25.98	25.98	6		New	08/13/2012		
Recycling Total																	
2012	AUG	FOC	Garbage	Apartment	915835	808 COMET LLC DBA KULA KAI	808	COMET DR	49.88	33.25	-16.63	-3.84	Active	Active	11/10/2008		
2012	AUG	FOC	Garbage	Apartment	915942	EQUITY RESIDENT/LANTERN CC	244	ROCK HARBOR LN	346.4	311.76	-34.64	-8	Active	Active	04/05/1985		
2012	AUG	FOC	Garbage	Commercial	938233	CERTA PRO PAINTERS	550	PILGRIM DR	1	25.98	34.64	8.66	2	Active	Active	08/29/2006	
2012	AUG	FOC	Garbage	Commercial	938464	SYCOMP	1166	TRITON DR	300	12.99	0	-12.99	-3	Active	Stopped	06/19/2008	08/02/2012
2012	AUG	FOC	Garbage	Commercial	1100098	MICROTECH SYSTEMS INC.	1164	TRITON DR	100	25.98	12.99	-12.99	-3	Active	Active	11/05/2010	
2012	AUG	FOC	Garbage	Commercial	1282862	QUATUM ANALYTICS	3400	E 3RD AVE	8.66	17.32	8.66	2	New	Active	07/04/2012		
2012	AUG	FOC	Garbage	Commercial	1304559	SHARON BOYD	1166	TRITON DR	300	0	0.69	0.69	0.16	New	08/27/2012		
2012	AUG	FOC	Garbage	Commercial	1307370	CAL BIO REGENTS	1157	CHESS DR	105	0	2.08	2.08	0.48	New	08/29/2012		
Garbage Total																	
2012	AUG	FOC	Recycling	Apartment	915942	EQUITY RESIDENT/LANTERN CC	244	ROCK HARBOR LN	121.59	147.22	25.63	5.92	Active	Active	04/05/1985		
2012	AUG	FOC	Recycling	Commercial	938233	CERTA PRO PAINTERS	550	PILGRIM DR	1	2.08	12.99	10.91	2.52	Active	Active	08/29/2006	
2012	AUG	FOC	Recycling	Commercial	938464	SYCOMP	1166	TRITON DR	300	17.32	0	-17.32	-4	Active	Stopped	06/19/2008	08/02/2012
2012	AUG	FOC	Recycling	Commercial	938563	HINES VAF NO. CAL PROP LP	373	VINTAGE PARK DR	2.77	4.33	1.56	0.36	Active	Active	12/04/2006		
2012	AUG	FOC	Recycling	Commercial	1130970	CVS LONGS DRUGS #CVR00987	987	E HILLSDALE BLVD	0	2.77	2.77	0.64	Active	Active	01/21/2011		
2012	AUG	FOC	Recycling	Commercial	1282862	QUATUM ANALYTICS	3400	E 3RD AVE	8.66	17.32	8.66	2	New	Active	07/04/2012		
2012	AUG	FOC	Recycling	Commercial	1304559	SHARON BOYD	1166	TRITON DR	300	0	17.32	17.32	4	New	08/27/2012		
Recycling Total																	
2012	AUG	HIL	Garbage	Commercial	938720	THE NUEVA SCHOOL	6565	SKYLINE BLVD	103.92	64.95	-38.97	-9	Active	Active	04/01/1986		
Garbage Total																	
2012	AUG	HIL	Organics	Commercial	938720	THE NUEVA SCHOOL	6565	SKYLINE BLVD	0	25.98	25.98	6	Active	Active	04/01/1986		
Organics Total																	
2012	AUG	MAT	Garbage	Apartment	916270	CATALPA LLC	333	CATALPA ST	17.32	0	-17.32	-4	Active	Stopped	03/23/2006	08/16/2012	
2012	AUG	MAT	Garbage	Apartment	916593	M. RUDER	401	E POPLAR AVE	25.98	0	-25.98	-6	Active	Stopped	05/11/2005	08/08/2012	
2012	AUG	MAT	Garbage	Apartment	916783	C/O PRODESSE PROPERTY GR	82	E 39TH AVE	6.24	8.31	2.07	0.48	Active	Active	03/01/1986		
2012	AUG	MAT	Garbage	Apartment	917708	MIMI CASAZZA	851	HIGHLAND AVE	4.16	0	-4.16	-0.96	Active	Stopped	10/28/2008	08/15/2012	
2012	AUG	MAT	Garbage	Apartment	917849	1521 LAGO ST LLC	1521	LAGO ST	51.96	0	-51.96	-12	Active	Stopped	12/19/2005	08/15/2012	
2012	AUG	MAT	Garbage	Apartment	918136	CHRISTINA LEE	747	N AMPHLETT BLVD	17.32	8.66	-8.66	-2	Active	Active	07/19/2004		
2012	AUG	MAT	Garbage	Apartment	940098	HIGASHIOKA INVESTMENT CO	1110	CYPRESS AVE	6.24	8.31	2.07	0.48	Active	Active	03/01/1986		
2012	AUG	MAT	Garbage	Apartment	942342	ROBERT & PEGGY J. ROBINSON	65	E 40TH AVE	5.54	4.16	-1.38	-0.32	Active	Active	03/01/1986		
2012	AUG	MAT	Garbage	Apartment	942383	JUDY SCHWETTMAN	11	E 41ST PL	0	2.08	2.08	0.48	Active	Active	03/01/1986		
2012	AUG	MAT	Garbage	Apartment	942623	FRANCISCO LAZARO	1815	EL PARQUE CT	4.16	0	-4.16	-0.96	Active	Stopped	05/09/2006	08/01/2012	
2012	AUG	MAT	Garbage	Apartment	945758	LEE T. NGUYEN	326	N ELLSWORTH AVE	8.66	0	-8.66	-2	Active	Stopped	05/10/1995	08/27/2012	
2012	AUG	MAT	Garbage	Apartment	946152	STREBEL, MICHELLE	29	N SAN MATEO DR	2.77	0	-2.77	-0.64	Active	Stopped	03/01/1986	08/20/2012	
2012	AUG	MAT	Garbage	Apartment	950899	NAZIH SEIRAFI	2204	S EL CAMINO REAL	17.32	8.66	-8.66	-2	Active	Active	03/01/1986		
2012	AUG	MAT	Garbage	Apartment	1144831	ZERPA, PEDRO	45	N B ST	1.39	0	-1.39	-0.32	Active	Active	03/07/2011		
2012	AUG	MAT	Garbage	Apartment	1277623	KHOURY, HAIFA	4	E 41ST PL	4.16	2.08	-2.08	-0.48	Active	Active	06/07/2012		
2012	AUG	MAT	Garbage	Apartment	1297829	VEGA, JAVIER	401	E POPLAR AVE	0	25.98	25.98	6	New	08/09/2012			
2012	AUG	MAT	Garbage	Apartment	1300060	CALVIN CHEN	1815	EL PARQUE CT	0	4.16	4.16	0.96	New	08/07/2012			
2012	AUG	MAT	Garbage	Apartment	1304245	JEAN GOROSTIAGUE	851	HIGHLAND AVE	0	4.16	4.16	0.96	New	08/20/2012			
2012	AUG	MAT	Garbage	Apartment	1304351	LA SENDA PROPERTIES LLC	1521	LAGO ST	0	51.96	51.96	12	New	08/17/2012			
2012	AUG	MAT	Garbage	Apartment	1304484	BOB GUGLIEMI	29	N SAN MATEO DR	0	2.77	2.77	0.64	New	08/21/2012			
2012	AUG	MAT	Garbage	Apartment	1304492	BROWN, VERN	333	CATALPA ST	0	17.32	17.32	4	New	08/20/2012			
2012	AUG	MAT	Garbage	Apartment	1307289	JEFFEREY LOO / BRADY LOO	326	N ELLSWORTH AVE	0	4.33	4.33	1	New	08/28/2012			
2012	AUG	MAT	Garbage	Commercial	939918	CONCAR ACQUISITION COMPAN	800	CONCAR DR	51.96	0	-51.96	-12	Active	Stopped	07/19/2007	07/31/2012	
2012	AUG	MAT	Garbage	Commercial	941450	SUBWAY	226	E 3RD AVE	4.16	2.77	-1.39	-0.32	Active	Active	09/10/2004		
2012	AUG	MAT	Garbage	Commercial	942482	LEGAL AID SOCIETY OF SM	521	E 5TH AVE	4.33	0	-4.33	-1	Active	Active	07/28/2000		
2012	AUG	MAT	Garbage	Commercial	942797	BUILDING KIDZ	1950	ELKHORN CT	8.66	0	-8.66	-2	Active	Stopped	04/09/2007	08/03/2012	
2012	AUG	MAT	Garbage	Commercial	944884	TERRANOVA TRAVEL	31	N B ST	0	0.43	0.43	0.1	Active	Active	06/08/1999		

RECOLOGY SAN MATEO COUNTY
NET CHANGE REPORT - DETAIL
AUGUST 2012

2012	AUG	MAT	Garbage	Commercial	946004 MARK S. HEINE CONSTRUCTION	1010 N IDAHO ST	1.39	0	-1.39	-0.32	Active	Stopped	07/01/2000	08/29/2012	
2012	AUG	MAT	Garbage	Commercial	947382 MB GARAGE	2165 PALM AVE	0	2.08	2.08	0.48	Active	Active	01/07/1985		
2012	AUG	MAT	Garbage	Commercial	949172 CHARLIE'S TAQUERIA	725 S B ST	6.24	8.31	2.07	0.48	Active	Active	09/30/2002		
2012	AUG	MAT	Garbage	Commercial	949461 LAMINATED TOPS	304 S CLAREMONT ST	0	4.33	4.33	1	Active	Active	08/23/1990		
2012	AUG	MAT	Garbage	Commercial	949651 SOCIAL VOCATIONAL SERVICES	914 S CLAREMONT ST	21.48	4.16	-17.32	-4	Active	Active	11/04/2008		
2012	AUG	MAT	Garbage	Commercial	950253 ST MATTHEWS SCHOOL	910 S EL CAMINO REAL	25.98	77.94	51.96	12	Active	Active	06/16/1986		
2012	AUG	MAT	Garbage	Commercial	950303 THE BEADING FRENZY	1001 S EL CAMINO REAL	0.69	0	-0.69	-0.16	Active	Stopped	04/28/2008	08/21/2012	
2012	AUG	MAT	Garbage	Commercial	950402 THE REALTY ASSOCIATES FUNI	1300 S EL CAMINO REAL	51.96	38.97	-12.99	-3	Active	Active	09/01/2007		
2012	AUG	MAT	Garbage	Commercial	950998 SUPER PUPS	2230 S EL CAMINO REAL	0.69	1.39	0.7	0.16	Active	Active	01/01/2001		
2012	AUG	MAT	Garbage	Commercial	952622 MILO MASONRY, INC.	33 S RAILROAD AVE	4.33	0	-4.33	-1	Active	Active	04/06/1999		
2012	AUG	MAT	Garbage	Commercial	952747 SIBBY'S CUPCAKERY	716 S RAILROAD AVE	2.08	1.39	-0.69	-0.16	Active	Active	12/06/2005		
2012	AUG	MAT	Garbage	Commercial	952788 MVC AUTO REPAIR INC	1009 S RAILROAD AVE	4.33	0	-4.33	-1	Active	Stopped	02/09/2009	08/03/2012	
2012	AUG	MAT	Garbage	Commercial	954040 SERRA HIGH SCHOOL	451 W 20TH AVE	259.8	155.88	-103.92	-24	Active	Active	09/13/1977		
2012	AUG	MAT	Garbage	Commercial	954081 MAMA MIA CAFE	19 W 25TH AVE	1.39	0	-1.39	-0.32	Active	Stopped	07/29/2009	08/20/2012	
2012	AUG	MAT	Garbage	Commercial	1031996 OREILLY AUTO PARTS	2640 S EL CAMINO REAL	34.64	17.32	-17.32	-4	Active	Active	09/07/2010		
2012	AUG	MAT	Garbage	Commercial	1033174 PHO MISS SAIGON	147 E 3RD AVE	0	4.16	4.16	0.96	Active	Active	09/07/2010		
2012	AUG	MAT	Garbage	Commercial	1038298 HILLSDALE MARKET	212 E HILLSDALE BLVD	1.39	0	-1.39	-0.32	Active	Stopped	09/07/2010	08/16/2012	
2012	AUG	MAT	Garbage	Commercial	1113844 BUDS DESIGN & LANDSCAPING	1175 7TH AVE	4.33	0	-4.33	-1	Active	Stopped	12/05/2010	07/31/2012	
2012	AUG	MAT	Garbage	Commercial	1116995 LOWE ENTERPRISES / PCCC	3055 CLEARVIEW WAY	34.64	43.3	8.66	2	Active	Active	12/05/2010		
2012	AUG	MAT	Garbage	Commercial	1185685 ALLADIN GOURMET INT	208 E HILLSDALE BLVD	17.32	25.98	8.66	2	Active	Active	07/18/2011		
2012	AUG	MAT	Garbage	Commercial	1207935 AMERICANO DELI & GRILL	224 E HILLSDALE BLVD	0	4.16	4.16	0.96	Active	Active	09/26/2011		
2012	AUG	MAT	Garbage	Commercial	1264498 213 BISTRO	213 E 3RD AVE	6.93	4.16	-2.77	-0.64	Active	Active	04/23/2012		
2012	AUG	MAT	Garbage	Commercial	1269992 FRANKLIN TEMPLETON INVESTI	1 FRANKLIN PKWY	920	64.95	0	-64.95	-15	Active	Active	05/17/2012	
2012	AUG	MAT	Garbage	Commercial	1288299 CONCAR ACQUISITION COMPAN	800 CONCAR DR	0	51.96	51.96	12	Active	Active	08/01/2012		
2012	AUG	MAT	Garbage	Commercial	1292580 WATER LOUNGE SPA	2500 S EL CAMINO REAL	0	0.69	0.69	0.16	New	Active	07/20/2012		
2012	AUG	MAT	Garbage	Commercial	1294354 MARTINELLI STUDIO	1118 CYPRESS AVE	0.69	1.39	0.7	0.16	New	Active	07/26/2012		
2012	AUG	MAT	Garbage	Commercial	1296847 BARBRA SMITH	1870 S NORFOLK ST	0	0.69	0.69	0.16	Active	Active	08/01/2012		
2012	AUG	MAT	Garbage	Commercial	1297654 STANDARD PACIFIC HOMES	1080 S AMPHLETT BLVD	0	25.98	25.98	6	New	Active	08/06/2012		
2012	AUG	MAT	Garbage	Commercial	1297969 STARTERS LAB	115 E 5TH AVE	0	2.08	2.08	0.48	New	Active	08/07/2012		
2012	AUG	MAT	Garbage	Commercial	1299379 SPIRIT OF HALLOWEEN#60587-;	2925 S EL CAMINO REAL	0	25.98	25.98	6	New	Active	08/08/2012		
2012	AUG	MAT	Garbage	Commercial	1302082 MARTINEZ, RICHARD	29 VISTA AVE	0	0.69	0.69	0.16	New	Active	08/16/2012		
2012	AUG	MAT	Garbage	Commercial	1303528 VIDEO LOCO	132 N B ST	0	1.39	1.39	0.32	New	Active	08/20/2012		
2012	AUG	MAT	Garbage	Commercial	1304146 THE PANTRY	1855 S DELAWARE ST	0	8.66	8.66	2	New	Active	08/20/2012		
2012	AUG	MAT	Garbage	Commercial	1304807 AURICAL	147 N KINGSTON ST	0	2.08	2.08	0.48	New	Active	08/23/2012		
2012	AUG	MAT	Garbage	Commercial	1305531 WHOLE HOUSE BLDG SUPPLY	1000 S AMPHLETT BLVD	0	0.43	0.43	0.1	New	Active	08/27/2012		
2012	AUG	MAT	Garbage	Commercial	1307529 HILLSDALE MARKET	212 E HILLSDALE BLVD	0	1.39	1.39	0.32	New	Active	08/30/2012		
2012	AUG	MAT	Garbage	Commercial	1307685 AVOS	273 S RAILROAD AVE	A	0	2.08	2.08	0.48	New	Active	08/28/2012	
										Garbage Total					
															-112.42
2012	AUG	MAT	Organics	Apartment	940528 MARIO MASO	606 E SANTA INEZ AVE	0	2.08	2.08	0.48	Active	Active	11/22/2001		
2012	AUG	MAT	Organics	Apartment	956490 VILLA TELLONE HOA	111 9TH AVE	0	1.39	1.39	0.32	Active	Active	03/01/1986		
2012	AUG	MAT	Organics	Apartment	1144831 ZERPA, PEDRO	45 N B ST	0.69	0	-0.69	-0.16	Active	Active	03/07/2011		
2012	AUG	MAT	Organics	Commercial	939918 CONCAR ACQUISITION COMPAN	800 CONCAR DR	34.64	0	-34.64	-8	Active	Stopped	07/19/2007	07/31/2012	
2012	AUG	MAT	Organics	Commercial	943027 FRANKLIN TEMPLETON INVESTI	1 FRANKLIN PKWY	910	0	21.65	21.65	5	Active	Active	02/01/2008	
2012	AUG	MAT	Organics	Commercial	947382 MB GARAGE	2165 PALM AVE	0	0.69	0.69	0.16	Active	Active	01/07/1985		
2012	AUG	MAT	Organics	Commercial	948588 CHA CHA CHA CUBA	112 S B ST	0	8.31	8.31	1.92	Active	Active	05/31/2010		
2012	AUG	MAT	Organics	Commercial	1113844 BUDS DESIGN & LANDSCAPING	1175 7TH AVE	25.98	0	-25.98	-6	Active	Stopped	12/05/2010	07/31/2012	
2012	AUG	MAT	Organics	Commercial	1288299 CONCAR ACQUISITION COMPAN	800 CONCAR DR	0	34.64	34.64	8	Active	Active	08/01/2012		
										Organics Total					7.45
2012	AUG	MAT	Recycling	Apartment	916270 CATALPA LLC	333 CATALPA ST	4.16	0	-4.16	-0.96	Active	Stopped	03/23/2006	08/16/2012	
2012	AUG	MAT	Recycling	Apartment	916288 ISAAK JERRY	338 CATALPA ST	1.39	2.08	0.69	0.16	Active	Active	03/31/1997		
2012	AUG	MAT	Recycling	Apartment	916536 CULLIGAN MANAGEMENT CO.IN	348 E HILLSDALE BLVD	0	5.54	5.54	1.28	Active	Active	03/01/1986		
2012	AUG	MAT	Recycling	Apartment	916593 M. RUDER	401 E POPLAR AVE	8.31	0	-8.31	-1.92	Active	Stopped	05/11/2005	08/08/2012	
2012	AUG	MAT	Recycling	Apartment	916783 C/O PRODESSE PROPERTY GRC	82 E 39TH AVE	6.24	8.31	2.07	0.48	Active	Active	03/01/1986		
2012	AUG	MAT	Recycling	Apartment	917708 MIMI CASAZZA	851 HIGHLAND AVE	6.24	0	-6.24	-1.44	Active	Stopped	10/28/2008	08/15/2012	
2012	AUG	MAT	Recycling	Apartment	917849 1521 LAGO ST LLC	1521 LAGO ST	6.24	0	-6.24	-1.44	Active	Stopped	12/19/2005	08/15/2012	

RECOLOGY SAN MATEO COUNTY
NET CHANGE REPORT - DETAIL
AUGUST 2012

2012	AUG	MAT	Recycling	Apartment	917971	BILL THOITS	20	MCAKER CT	8.31	0	-8.31	-1.92	Active	Stopped	07/21/2004	08/28/2012	
2012	AUG	MAT	Recycling	Apartment	918177	KNIGHTS INN ASSOC	100	N BAYSHORE BLVD	0	12.47	12.47	2.88	Active	Active	08/14/1998		
2012	AUG	MAT	Recycling	Apartment	920371	STEIL RICHARD J	425	TURNER TER	4.16	0	-4.16	-0.96	Active	Active	05/01/1986		
2012	AUG	MAT	Recycling	Apartment	938910	JAMES NANCY FINNEGAN	151	ARROYO CT	4.16	0	-4.16	-0.96	Active	Stopped	08/01/2004	08/14/2012	
2012	AUG	MAT	Recycling	Apartment	938951	PENINSULA REGENT	1	BALDWIN AVE	220.31	246.29	25.98	6	Active	Active	09/01/2002		
2012	AUG	MAT	Recycling	Apartment	940502	PINE TERRACE HOMEOWNERS	225	E SANTA INEZ AVE	16.63	8.31	-8.32	-1.92	Active	Active	03/07/1983		
2012	AUG	MAT	Recycling	Apartment	942623	FRANCISCO LAZARO	1815	EL PARQUE CT	4.16	0	-4.16	-0.96	Active	Stopped	05/09/2006	08/01/2012	
2012	AUG	MAT	Recycling	Apartment	945519	PARK REAL HOA C/O ACE PROP	425	N EL CAMINO REAL	8.66	17.32	8.66	2	Active	Active	12/04/2000		
2012	AUG	MAT	Recycling	Apartment	945758	LEE T. NGUYEN	326	N ELLSWORTH AVE	2.08	0	-2.08	-0.48	Active	Stopped	05/10/1995	08/27/2012	
2012	AUG	MAT	Recycling	Apartment	946152	STREBEL, MICHELLE	29	N SAN MATEO DR	6.24	0	-6.24	-1.44	Active	Stopped	03/01/1986	08/20/2012	
2012	AUG	MAT	Recycling	Apartment	946731	ROBERT BINN	424	N SAN MATEO DR	2.08	0	-2.08	-0.48	Active	Active	10/02/1998		
2012	AUG	MAT	Recycling	Apartment	947655	PENINSULA PLAZA HO ASSOC	320	PENINSULA AVE	41.57	0	-41.57	-9.6	Active	Active	09/09/1987		
2012	AUG	MAT	Recycling	Apartment	951848	RICHARD BEAL	30	S GRANT ST	24	0	6.24	6.24	1.44	Active	Active	04/01/1993	
2012	AUG	MAT	Recycling	Apartment	1289206	YEH, MAY	602	CYPRESS AVE	8.31	0	-8.31	-1.92	New	Active	07/09/2012		
2012	AUG	MAT	Recycling	Apartment	1297829	VEGA, JAVIER	401	E POPLAR AVE	0	8.31	8.31	1.92	New	New	08/09/2012		
2012	AUG	MAT	Recycling	Apartment	1300060	CALVIN CHEN	1815	EL PARQUE CT	0	4.16	4.16	0.96	New	New	08/07/2012		
2012	AUG	MAT	Recycling	Apartment	1304245	JEAN GOROSTIAGUE	851	HIGHLAND AVE	0	6.24	6.24	1.44	New	New	08/20/2012		
2012	AUG	MAT	Recycling	Apartment	1304351	LA SENDA PROPERTIES LLC	1521	LAGO ST	0	6.24	6.24	1.44	New	New	08/17/2012		
2012	AUG	MAT	Recycling	Apartment	1304484	BOB GUGLIEMI	29	N SAN MATEO DR	0	6.24	6.24	1.44	New	New	08/21/2012		
2012	AUG	MAT	Recycling	Apartment	1304492	BROWN, VERN	333	CATALPA ST	0	4.16	4.16	0.96	New	New	08/20/2012		
2012	AUG	MAT	Recycling	Apartment	1307289	JEFFEREY LOO / BRADY LOO	326	N ELLSWORTH AVE	0	2.08	2.08	0.48	New	New	08/28/2012		
2012	AUG	MAT	Recycling	Commercial	939165	SUSANS	200	BEN FRANKLIN CT	1.39	2.77	1.38	0.32	Active	Active	01/10/1995		
2012	AUG	MAT	Recycling	Commercial	939546	EQUITY OFFICE BPC	2755	CAMPUS DR	77.94	51.96	-25.98	-6	Active	Active	05/01/2009		
2012	AUG	MAT	Recycling	Commercial	939918	CONCAR ACQUISITION COMPAN	800	CONCAR DR	77.94	0	-77.94	-18	Active	Stopped	07/19/2007	07/31/2012	
2012	AUG	MAT	Recycling	Commercial	940072	KENNY REALTY	3403	CSM DR	340	0	51.96	51.96	12	Active	Active	12/15/2005	
2012	AUG	MAT	Recycling	Commercial	941781	ETHAN ALLEN TRAVEL	15	E 4TH AVE	0	2.08	2.08	0.48	Active	Active	10/23/2000		
2012	AUG	MAT	Recycling	Commercial	942797	BUILDING KIDZ	1950	ELKHORN CT	8.66	0	-8.66	-2	Active	Stopped	04/09/2007	08/03/2012	
2012	AUG	MAT	Recycling	Commercial	943308	ST GREGORY SCHOOL	2701	HACIENDA ST	23.56	25.98	2.42	0.56	Active	Active	01/09/1984		
2012	AUG	MAT	Recycling	Commercial	946004	MARK S. HEINE CONSTRUCTION	1010	N IDAHO ST	1.39	0	-1.39	-0.32	Active	Stopped	07/01/2000	08/29/2012	
2012	AUG	MAT	Recycling	Commercial	947564	WHOLE FOODS MARKET	1010	PARK PL	51.96	129.9	77.94	18	Active	Active	01/22/2003		
2012	AUG	MAT	Recycling	Commercial	949172	CHARLIE'S TAQUERIA	725	S B ST	0	4.16	4.16	0.96	Active	Active	09/30/2002		
2012	AUG	MAT	Recycling	Commercial	950253	ST MATTHEWS SCHOOL	910	S EL CAMINO REAL	25.98	77.94	51.96	12	Active	Active	06/16/1986		
2012	AUG	MAT	Recycling	Commercial	950303	THE BEADING FRENZY	1001	S EL CAMINO REAL	2.08	0	-2.08	-0.48	Active	Stopped	04/28/2008	08/21/2012	
2012	AUG	MAT	Recycling	Commercial	951608	MANUFACTURE EQUIPMENT C	3880	S EL CAMINO REAL	33.25	49.88	16.63	3.84	Active	Active	07/30/2003		
2012	AUG	MAT	Recycling	Commercial	952788	MVC AUTO REPAIR INC	1009	S RAILROAD AVE	12.99	0	-12.99	-3	Active	Stopped	02/09/2009	08/03/2012	
2012	AUG	MAT	Recycling	Commercial	953604	COLONIAL LUMBER	31	VISTA AVE	12.99	0	-12.99	-3	Active	Stopped	04/15/1999	08/16/2012	
2012	AUG	MAT	Recycling	Commercial	954040	SERRA HIGH SCHOOL	451	W 20TH AVE	129.9	155.88	25.98	6	Active	Active	09/13/1977		
2012	AUG	MAT	Recycling	Commercial	954081	MAMA MIA CAFE	19	W 25TH AVE	5.72	0	-5.72	-1.32	Active	Stopped	07/29/2009	08/20/2012	
2012	AUG	MAT	Recycling	Commercial	954446	MOXA CREATIONS	158	W 25TH AVE	4.16	2.08	-2.08	-0.48	Active	Active	10/31/2002		
2012	AUG	MAT	Recycling	Commercial	955914	MATERIALS MANAGEMENT HEA	225	37TH AVE	0.69	115	114.31	26.4	Active	Active	04/24/1999		
2012	AUG	MAT	Recycling	Commercial	1031996	OREILLY AUTO PARTS	2640	S EL CAMINO REAL	17.32	34.64	17.32	4	Active	Active	09/07/2010		
2012	AUG	MAT	Recycling	Commercial	1038298	HILLSDALE MARKET	212	E HILLSDALE BLVD	2.08	0	-2.08	-0.48	Active	Stopped	09/07/2010	08/16/2012	
2012	AUG	MAT	Recycling	Commercial	1185685	ALLADIN GOURMET INT	208	E HILLSDALE BLVD	17.32	34.64	17.32	4	Active	Active	07/18/2011		
2012	AUG	MAT	Recycling	Commercial	1207935	AMERICANO DELI & GRILL	224	E HILLSDALE BLVD	4.16	8.31	4.15	0.96	Active	Active	09/26/2011		
2012	AUG	MAT	Recycling	Commercial	1219252	FAM AUTO BODY	1215	S RAILROAD AVE	2.08	4.16	2.08	0.48	Active	Active	11/09/2011		
2012	AUG	MAT	Recycling	Commercial	1288299	CONCAR ACQUISITION COMPAN	800	CONCAR DR	0	77.94	77.94	18	Active	Active	08/01/2012		
2012	AUG	MAT	Recycling	Commercial	1296847	BARBRA SMITH	1870	S NORFOLK ST	0	0.69	0.69	0.16	Active	Active	08/01/2012		
2012	AUG	MAT	Recycling	Commercial	1297654	STANDARD PACIFIC HOMES	1080	S AMPHLETT BLVD	0	25.98	25.98	6	New	New	08/06/2012		
2012	AUG	MAT	Recycling	Commercial	1297969	STARTERS LAB	115	E 5TH AVE	0	4.16	4.16	0.96	New	New	08/07/2012		
2012	AUG	MAT	Recycling	Commercial	1299379	SPIRIT OF HOLLOWEEN#60587-	2925	S EL CAMINO REAL	0	25.98	25.98	6	New	New	08/08/2012		
2012	AUG	MAT	Recycling	Commercial	1302082	MARTINEZ, RICHARD	29	VISTA AVE	0	2.08	2.08	0.48	New	New	08/16/2012		
2012	AUG	MAT	Recycling	Commercial	1304146	THE PANTRY	1855	S DELAWARE ST	0	4.33	4.33	1	New	New	08/20/2012		
2012	AUG	MAT	Recycling	Commercial	1304807	AURICAL	147	N KINGSTON ST	0	2.08	2.08	0.48	New	New	08/23/2012		
2012	AUG	MAT	Recycling	Commercial	1305531	WHOLE HOUSE BLDG SUPPLY	1000	S AMPHLETT BLVD	0	2.08	2.08	0.48	New	New	08/27/2012		
2012	AUG	MAT	Recycling	Commercial	1307529	HILLSDALE MARKET	212	E HILLSDALE BLVD	0	2.08	2.08	0.48	New	New	08/30/2012		

RECOLOGY SAN MATEO COUNTY
NET CHANGE REPORT - DETAIL
AUGUST 2012

2012	AUG	MAT	Recycling	Commercial	1307685 AVOS	273 S RAILROAD AVE	A	0	1.39	1.39	0.32	New	08/28/2012		
			Recycling Total							371.31					
2012	AUG	MPK	Garbage	Apartment	921031 AMADOR PEREZ	1111 BERKELEY AVE		12.99	0	-12.99	-3	Active	Stopped	11/01/1988	08/10/2012
2012	AUG	MPK	Garbage	Apartment	921668 NOOMEN LARRY	734 LIVE OAK AVE		2.77	0	-2.77	-0.64	Active	Active	01/01/2000	
2012	AUG	MPK	Garbage	Apartment	922278 PAUL CALETTI	950 ROBLE AVE		0	3.46	3.46	0.8	Active	Active	03/01/1986	
2012	AUG	MPK	Garbage	Apartment	961318 SCOLA EDMOND & CAROL	915 MENLO AVE		2.77	0	-2.77	-0.64	Active	Stopped	06/06/1988	08/02/2012
2012	AUG	MPK	Garbage	Apartment	962944 POWER DEFAULT SERVICES INC	1101 RINGWOOD AVE		8.66	0	-8.66	-2	Active	Stopped	02/16/1990	08/01/2012
2012	AUG	MPK	Garbage	Apartment	963066 GILES HAZEL C	767 ROBLE AVE		2.77	0	-2.77	-0.64	Active	Stopped	03/01/1986	07/31/2012
2012	AUG	MPK	Garbage	Apartment	963264 REEDER, RALPH	963 ROBLE AVE	969	0	2.77	2.77	0.64	Active	Active	03/01/1986	
2012	AUG	MPK	Garbage	Apartment	965194 WILLOW WEST HOMEOWNERS	21 WILLOW RD		31.52	22.86	-8.66	-2	Active	Active	03/01/1986	
2012	AUG	MPK	Garbage	Apartment	1296755 PAUL BENDIX	767 ROBLE AVE		0	2.77	2.77	0.64		Active	08/01/2012	
2012	AUG	MPK	Garbage	Apartment	1298009 HUFFMAN, SCOTT & VIRGINIA	847 ROBLE AVE		0	2.77	2.77	0.64		New	08/02/2012	
2012	AUG	MPK	Garbage	Apartment	1300441 YANG, HENRY	915 MENLO AVE		0	2.77	2.77	0.64		New	08/02/2012	
2012	AUG	MPK	Garbage	Apartment	1304427 KONARK, LLC	1111 BERKELEY AVE		0	12.99	12.99	3		New	08/17/2012	
2012	AUG	MPK	Garbage	Commercial	962365 NOREN PRODUCTS	1075 OBRIEN DR		12.99	25.98	12.99	3	Active	Active	10/13/1994	
2012	AUG	MPK	Garbage	Commercial	963785 SELBY HOUSE LTD	706 SANTA CRUZ AVE		1.39	0	-1.39	-0.32	Active	Stopped	07/06/1992	08/16/2012
2012	AUG	MPK	Garbage	Commercial	963884 BAGEL STREET CAFE	746 SANTA CRUZ AVE		0	6.24	6.24	1.44	Active	Active	03/02/2005	
2012	AUG	MPK	Garbage	Commercial	964171 EKP, LLC	885 SANTA CRUZ AVE		1.39	2.77	1.38	0.32	Active	Active	04/19/2004	
2012	AUG	MPK	Garbage	Commercial	965343 PALO ALTO MEDICAL FOUNDAT	570 WILLOW RD		0	51.96	51.96	12	Active	Active	10/15/1992	
2012	AUG	MPK	Garbage	Commercial	1016245 SATELLITE DIALYSIS	1038 HAMILTON CT		0	25.98	25.98	6	Active	Active	08/05/2010	
2012	AUG	MPK	Garbage	Commercial	1147198 611 SANTA CRUZ LLC	611 SANTA CRUZ AVE	D	4.16	2.08	-2.08	-0.48	Active	Active	03/01/2011	
2012	AUG	MPK	Garbage	Commercial	1172931 SUBWAY 49822	809 SANTA CRUZ AVE		2.08	3.46	1.38	0.32	Active	Active	06/10/2011	
2012	AUG	MPK	Garbage	Commercial	1192889 FACEBOOK INC	1601 WILLOW RD	11	51.96	129.9	77.94	18	Active	Active	07/20/2011	
2012	AUG	MPK	Garbage	Commercial	1220540 STEPEHN J. DONNELL	1149 CHESTNUT ST		6.24	0	-6.24	-1.44	Active	Stopped	09/14/2011	08/15/2012
2012	AUG	MPK	Garbage	Commercial	1262815 PACIFIC BIOSCIENCES	960 HAMILTON CT		129.9	77.94	-51.96	-12	Active	Active	03/01/2012	
2012	AUG	MPK	Garbage	Commercial	1294099 SK PARTNERS LLC	607 MENLO AVE		0	0.43	0.43	0.1	New	Active	07/30/2012	
2012	AUG	MPK	Garbage	Commercial	1295898 DEMOCRATIC VOLUNTEER CEN	350 EL CAMINO REAL		0	4.33	4.33	1		New	08/08/2012	
2012	AUG	MPK	Garbage	Commercial	1300029 CAPTIVATING DANCE	1923 MENALTO AVE		0	0.69	0.69	0.16		New	08/10/2012	
2012	AUG	MPK	Garbage	Commercial	1303262 IDDICTION, INC	1450 EL CAMINO REAL		0	2.08	2.08	0.48		New	08/23/2012	
2012	AUG	MPK	Garbage	Commercial	1305192 PATHMARK GROUP LP	1149 CHESTNUT ST		0	6.24	6.24	1.44		New	08/22/2012	
			Garbage Total							118.88					
2012	AUG	MPK	Organics	Apartment	921965 RICH, PENELOPE	1047 NOEL DR		0	1.39	1.39	0.32	Active	Active	09/01/2007	
2012	AUG	MPK	Organics	Apartment	961318 SCOLA EDMOND & CAROL	915 MENLO AVE		2.08	0	-2.08	-0.48	Active	Stopped	06/06/1988	08/02/2012
2012	AUG	MPK	Organics	Apartment	1296755 PAUL BENDIX	767 ROBLE AVE		0	1.39	1.39	0.32		Active	08/01/2012	
2012	AUG	MPK	Organics	Apartment	1300441 YANG, HENRY	915 MENLO AVE		0	2.08	2.08	0.48		New	08/02/2012	
2012	AUG	MPK	Organics	Commercial	957746 MARTIN RAGNO & ASSOC.	188 CONSTITUTION DR		103.92	155.88	51.96	12	Active	Active	04/06/2006	
2012	AUG	MPK	Organics	Commercial	962480 CASA DE BAMBINI	1215 OBRIEN DR		2.08	0	-2.08	-0.48	Active	Active	11/29/2006	
2012	AUG	MPK	Organics	Commercial	962738 CUMMINGS PARK CME CHURCH	531 PIERCE RD		0	2.08	2.08	0.48	Active	Active	04/01/2003	
2012	AUG	MPK	Organics	Commercial	963884 BAGEL STREET CAFE	746 SANTA CRUZ AVE		0	4.16	4.16	0.96	Active	Active	03/02/2005	
2012	AUG	MPK	Organics	Commercial	965228 SUNSET PUBLISHING CORP	80 WILLOW RD		51.96	54.73	2.77	0.64	Active	Active	07/01/1990	
2012	AUG	MPK	Organics	Commercial	1172931 SUBWAY 49822	809 SANTA CRUZ AVE		2.08	1.39	-0.69	-0.16	Active	Active	06/10/2011	
2012	AUG	MPK	Organics	Commercial	1228626 FACEBOOK INC	1601 WILLOW RD	18	238.15	324.75	86.6	20	Active	Active	12/12/2011	
2012	AUG	MPK	Organics	Commercial	1295898 DEMOCRATIC VOLUNTEER CEN	350 EL CAMINO REAL		0	4.33	4.33	1		New	08/08/2012	
			Organics Total							151.91					
2012	AUG	MPK	Recycling	Apartment	921411 ZIMEK J	975 FLORENCE LN		4.16	6.24	2.08	0.48	Active	Active	03/01/1986	
2012	AUG	MPK	Recycling	Apartment	961318 SCOLA EDMOND & CAROL	915 MENLO AVE		4.16	0	-4.16	-0.96	Active	Stopped	06/06/1988	08/02/2012
2012	AUG	MPK	Recycling	Apartment	962837 LOVE HARRY	1106 PINE ST		4.16	6.24	2.08	0.48	Active	Active	02/01/2003	
2012	AUG	MPK	Recycling	Apartment	962944 POWER DEFAULT SERVICES INC	1101 RINGWOOD AVE		4.16	0	-4.16	-0.96	Active	Stopped	02/16/1990	08/01/2012
2012	AUG	MPK	Recycling	Apartment	963066 GILES HAZEL C	767 ROBLE AVE		0.69	0	-0.69	-0.16	Active	Stopped	03/01/1986	07/31/2012
2012	AUG	MPK	Recycling	Apartment	965194 WILLOW WEST HOMEOWNERS	21 WILLOW RD		48.5	55.42	6.92	1.6	Active	Active	03/01/1986	
2012	AUG	MPK	Recycling	Apartment	1296755 PAUL BENDIX	767 ROBLE AVE		0	1.39	1.39	0.32		Active	08/01/2012	
2012	AUG	MPK	Recycling	Apartment	1300441 YANG, HENRY	915 MENLO AVE		0	4.16	4.16	0.96		New	08/02/2012	
2012	AUG	MPK	Recycling	Commercial	957753 WESTERN SKATE SALES	189 CONSTITUTION DR		19.4	17.32	-2.08	-0.48	Active	Active	08/29/1979	
2012	AUG	MPK	Recycling	Commercial	958470 MENLO PARK OFFICE CENTER	1000 EL CAMINO REAL	205	8.66	12.99	4.33	1	Active	Active	10/05/1984	
2012	AUG	MPK	Recycling	Commercial	959593 PROLOGIS LP	933 HAMILTON AVE		28.06	25.98	-2.08	-0.48	Active	Active	02/07/1989	

RECOLOGY SAN MATEO COUNTY
NET CHANGE REPORT - DETAIL
AUGUST 2012

2012	AUG	MPK	Recycling	Commercial	960021 BAY AREA SEAFOOD	3551 HAVEN AVE	0	12.99	25.98	12.99	3	Active	Active	05/17/2006
2012	AUG	MPK	Recycling	Commercial	961763 CORPUS CHRISTY MONASTERY	215 OAK GROVE AVE		8.66	16.97	8.31	1.92	Active	Active	05/01/1973
2012	AUG	MPK	Recycling	Commercial	962738 CUMMINGS PARK CME CHURCH	531 PIERCE RD		0	2.08	2.08	0.48	Active	Active	04/01/2003
2012	AUG	MPK	Recycling	Commercial	963694 CHEEKY MONKEY TOYS	640 SANTA CRUZ AVE		64.95	0	-64.95	-15	Active	Active	06/28/2007
2012	AUG	MPK	Recycling	Commercial	963785 SELBY HOUSE LTD	706 SANTA CRUZ AVE		1.39	0	-1.39	-0.32	Active	Stopped	07/06/1992 08/16/2012
2012	AUG	MPK	Recycling	Commercial	963884 BAGEL STREET CAFE	746 SANTA CRUZ AVE		0	12.47	12.47	2.88	Active	Active	03/02/2005
2012	AUG	MPK	Recycling	Commercial	965343 PALO ALTO MEDICAL FOUNDAT	570 WILLOW RD		0	34.64	34.64	8	Active	Active	10/15/1992
2012	AUG	MPK	Recycling	Commercial	965616 QUALITY MARKET	1209 WILLOW RD		103.92	129.9	25.98	6	Active	Active	07/19/1983
2012	AUG	MPK	Recycling	Commercial	1016245 SATELLITE DIALYSIS	1038 HAMILTON CT		0	6.24	6.24	1.44	Active	Active	08/05/2010
2012	AUG	MPK	Recycling	Commercial	1121086 FMS - DEPT OF VETS AFFAIRS	795 WILLOW RD	332	0	25.98	25.98	6	Active	Active	01/01/2011
2012	AUG	MPK	Recycling	Commercial	1172931 SUBWAY 49822	809 SANTA CRUZ AVE		2.08	6.24	4.16	0.96	Active	Active	06/10/2011
2012	AUG	MPK	Recycling	Commercial	1220540 STEPEHN J. DONNELL	1149 CHESTNUT ST		2.08	0	-2.08	-0.48	Active	Stopped	09/14/2011 08/15/2012
2012	AUG	MPK	Recycling	Commercial	1241876 ALTERNATIVE HVAC SOLUTION	104 CONSTITUTION DR	1	0	25.98	25.98	6	Active	Active	01/26/2012
2012	AUG	MPK	Recycling	Commercial	1255637 JP MORGAN	650 SANTA CRUZ AVE		2.08	4.16	2.08	0.48	Active	Active	03/01/2012
2012	AUG	MPK	Recycling	Commercial	1293109 THE PICKET FENCE	883 SANTA CRUZ AVE	4	0	12.99	12.99	3	New	Active	07/20/2012
2012	AUG	MPK	Recycling	Commercial	1295898 DEMOCRATIC VOLUNTEER CEN	350 EL CAMINO REAL		0	8.66	8.66	2	New	New	08/08/2012
2012	AUG	MPK	Recycling	Commercial	1303262 IDDICTION, INC	1450 EL CAMINO REAL		0	4.33	4.33	1	New	New	08/23/2012
2012	AUG	MPK	Recycling	Commercial	1305192 PATHMARK GROUP LP	1149 CHESTNUT ST		0	2.08	2.08	0.48	New	New	08/22/2012
Recycling Total											128.34			
2012	AUG	NFO	Garbage	Apartment	1003979 YEE RICHARD	621 HAMPSHIRE AVE	A	0	4.16	4.16	0.96	Active	Active	03/01/1996
2012	AUG	NFO	Garbage	Apartment	1003987 YEE RICHARD	629 HAMPSHIRE AVE		0	4.16	4.16	0.96	Active	Active	03/01/1994
2012	AUG	NFO	Garbage	Apartment	1005495 HURKMANS HILDA	121 NOTTINGHAM AVE		4.33	0	-4.33	-1	Active	Stopped	03/01/1980 08/28/2012
2012	AUG	NFO	Garbage	Apartment	1007012 PEREZ VICTOR	180 BUCKINGHAM AVE		51.96	0	-51.96	-12	Active	Stopped	07/28/1986 08/14/2012
2012	AUG	NFO	Garbage	Apartment	1300235 BEHLING PROPERTY MNGMT	608 OAKSIDE AVE		0	4.33	4.33	1	New	New	08/02/2012
2012	AUG	NFO	Garbage	Apartment	1303833 CHRIS DROGITIS	177 5TH AVE	175	0	3.46	3.46	0.8	New	New	08/14/2012
2012	AUG	NFO	Garbage	Apartment	1303916 BUCKINGHAM ATLANTIC, LLC	180 BUCKINGHAM AVE		0	51.96	51.96	12	New	New	08/16/2012
2012	AUG	NFO	Garbage	Commercial	1002864 KMS SYSTEMS	2660 BAY RD		2.08	0	-2.08	-0.48	Active	Stopped	08/23/2005 08/21/2012
2012	AUG	NFO	Garbage	Commercial	1002914 PRECISION TOOL & DYE	2766 BAY RD		8.66	0	-8.66	-2	Active	Stopped	03/01/1986 08/28/2012
2012	AUG	NFO	Garbage	Commercial	1003730 SERVICE MASTERS	2731 FAIR OAKS AVE		0.69	0	-0.69	-0.16	Active	Stopped	08/31/1998 08/11/2012
2012	AUG	NFO	Garbage	Commercial	1004407 A & D AUTOMATIC GATE	2490 MIDDLEFIELD RD		0	0.69	0.69	0.16	Active	Active	03/15/2002
2012	AUG	NFO	Garbage	Commercial	1004522 HOURGLASS TECH INC.	2684 MIDDLEFIELD RD		4.16	0	-4.16	-0.96	Active	Stopped	01/01/2010 08/24/2012
2012	AUG	NFO	Garbage	Commercial	1004662 SPOTMIXER INCA	2694 MIDDLEFIELD RD	A	2.08	0	-2.08	-0.48	Active	Stopped	07/17/2009 08/16/2012
2012	AUG	NFO	Garbage	Commercial	1004928 PANADERIA MICHOCAN 2	2940 MIDDLEFIELD RD		1.39	2.77	1.38	0.32	Active	Active	07/06/1989
2012	AUG	NFO	Garbage	Commercial	1005867 CLIPPER FOODS	2800 SPRING ST	A	4.33	0	-4.33	-1	Active	Stopped	12/30/1985 08/10/2012
2012	AUG	NFO	Garbage	Commercial	1006881 IHSD	419 6TH AVE		0	8.31	8.31	1.92	Active	Active	09/01/1999
2012	AUG	NFO	Garbage	Commercial	1034248 SIX SECONDS	3375 EDISON WAY		4.16	8.66	4.5	1.04	Active	Active	09/07/2010
2012	AUG	NFO	Garbage	Commercial	1294248 JIM LORD LANDSCAPE SERVICE	851 CHARTER ST		0	0.43	0.43	0.1	Active	Active	08/01/2012
2012	AUG	NFO	Garbage	Commercial	1294792 ECO GREEN AUTO CLEAN LLC	2801 EL CAMINO REAL		0	1.39	1.39	0.32	Active	Active	08/01/2012
2012	AUG	NFO	Garbage	Commercial	1299759 GUARDANT HEALTH INC.	2686 MIDDLEFIELD RD	D	0	2.08	2.08	0.48	New	New	08/06/2012
2012	AUG	NFO	Garbage	Commercial	1301274 JAMIMIE LEIJAN	2692 MIDDLEFIELD RD	H	0	4.33	4.33	1	New	New	08/07/2012
2012	AUG	NFO	Garbage	Commercial	1301944 DELICIAS FRUIT BAR	344 BERKSHIRE AVE	A	0	4.16	4.16	0.96	New	New	08/13/2012
2012	AUG	NFO	Garbage	Commercial	1302439 CLIPPER FOODS	2800 SPRING ST	A	0	4.33	4.33	1	New	New	08/13/2012
2012	AUG	NFO	Garbage	Commercial	1306885 CONNOISSEUR COFFEE COMPA	2801 MIDDLEFIELD RD		0	0.69	0.69	0.16	New	New	08/30/2012
Garbage Total											22.07			
2012	AUG	NFO	Organics	Commercial	1005867 CLIPPER FOODS	2800 SPRING ST	A	4.33	0	-4.33	-1	Active	Stopped	12/30/1985 08/10/2012
2012	AUG	NFO	Organics	Commercial	1006881 IHSD	419 6TH AVE		0	4.16	4.16	0.96	Active	Active	09/01/1999
2012	AUG	NFO	Organics	Commercial	1302439 CLIPPER FOODS	2800 SPRING ST	A	0	4.33	4.33	1	New	New	08/13/2012
2012	AUG	NFO	Organics	Commercial	1306885 CONNOISSEUR COFFEE COMPA	2801 MIDDLEFIELD RD		0	1.39	1.39	0.32	New	New	08/30/2012
Organics Total											5.55			
2012	AUG	NFO	Recycling	Apartment	1003037 FALLON JOHN	2931 CALVIN AVE		0	2.08	2.08	0.48	Active	Active	03/13/1986
2012	AUG	NFO	Recycling	Apartment	1003979 YEE RICHARD	621 HAMPSHIRE AVE	A	4.16	6.24	2.08	0.48	Active	Active	03/01/1996
2012	AUG	NFO	Recycling	Apartment	1007012 PEREZ VICTOR	180 BUCKINGHAM AVE		12.99	0	-12.99	-3	Active	Stopped	07/28/1986 08/14/2012
2012	AUG	NFO	Recycling	Apartment	1303916 BUCKINGHAM ATLANTIC, LLC	180 BUCKINGHAM AVE		0	12.99	12.99	3	New	New	08/16/2012
2012	AUG	NFO	Recycling	Commercial	1002864 KMS SYSTEMS	2660 BAY RD		2.08	0	-2.08	-0.48	Active	Stopped	08/23/2005 08/21/2012
2012	AUG	NFO	Recycling	Commercial	1002914 PRECISION TOOL & DYE	2766 BAY RD		2.08	0	-2.08	-0.48	Active	Stopped	03/01/1986 08/28/2012

RECOLOGY SAN MATEO COUNTY
NET CHANGE REPORT - DETAIL
AUGUST 2012

2012	AUG	NFO	Recycling	Commercial	1003730 SERVICE MASTERS	2731 FAIR OAKS AVE	40.88	0	-40.88	-9.44	Active	Stopped	08/31/1998	08/11/2012
2012	AUG	NFO	Recycling	Commercial	1004407 A & D AUTOMATIC GATE	2490 MIDDLEFIELD RD	4.16	8.66	4.5	1.04	Active	Active	03/15/2002	
2012	AUG	NFO	Recycling	Commercial	1004522 HOURGLASS TECH INC.	2684 MIDDLEFIELD RD	4.16	0	-4.16	-0.96	Active	Stopped	01/01/2010	08/24/2012
2012	AUG	NFO	Recycling	Commercial	1004662 SPOTMIXER INCA	2694 MIDDLEFIELD RD	2.08	0	-2.08	-0.48	Active	Stopped	07/17/2009	08/16/2012
2012	AUG	NFO	Recycling	Commercial	1004928 PANADERIA MICHOCAN 2	2940 MIDDLEFIELD RD	6.24	16.63	10.39	2.4	Active	Active	07/06/1989	
2012	AUG	NFO	Recycling	Commercial	1005420 PADUA DINING ROOM ST	3500 MIDDLEFIELD RD	220.83	285.78	64.95	15	Active	Active	05/23/1983	
2012	AUG	NFO	Recycling	Commercial	1005867 CLIPPER FOODS	2800 SPRING ST	12.99	0	-12.99	-3	Active	Stopped	12/30/1985	08/10/2012
2012	AUG	NFO	Recycling	Commercial	1006105 WROUGHT IRON GATE	831 SWEENEY AVE	2.08	6.24	4.16	0.96	Active	Active	10/01/2002	
2012	AUG	NFO	Recycling	Commercial	1006667 CHARTER FINANCIAL MGMT	120 5TH AVE	2.08	3.46	1.38	0.32	Active	Active	12/11/2001	
2012	AUG	NFO	Recycling	Commercial	1006881 IHSD	419 6TH AVE	0	2.08	2.08	0.48	Active	Active	09/01/1999	
2012	AUG	NFO	Recycling	Commercial	1294248 JIM LORD LANDSCAPE SERVICE	851 CHARTER ST	0	4.16	4.16	0.96	Active	Active	08/01/2012	
2012	AUG	NFO	Recycling	Commercial	1294792 ECO GREEN AUTO CLEAN LLC	2801 EL CAMINO REAL	0	1.39	1.39	0.32	Active	Active	08/01/2012	
2012	AUG	NFO	Recycling	Commercial	1299759 GUARDANT HEALTH INC.	2686 MIDDLEFIELD RD	0	4.33	4.33	1	New	New	08/06/2012	
2012	AUG	NFO	Recycling	Commercial	1301274 JAMIMIE LEIJAN	2692 MIDDLEFIELD RD	0	2.08	2.08	0.48	New	New	08/07/2012	
2012	AUG	NFO	Recycling	Commercial	1301944 DELICIAS FRUIT BAR	344 BERKSHIRE AVE	0	2.08	2.08	0.48	New	New	08/13/2012	
2012	AUG	NFO	Recycling	Commercial	1302439 CLIPPER FOODS	2800 SPRING ST	0	12.99	12.99	3	New	New	08/13/2012	
Recycling Total										54.38				
2012	AUG	RWC	Garbage	Apartment	923235 LIN HTIKE NAY	420 CHESTNUT ST	4.33	0	-4.33	-1	Active	Stopped	11/26/2007	08/15/2012
2012	AUG	RWC	Garbage	Apartment	923771 MANFRED UMHOFER	49 EDGEWOOD RD	5.54	8.31	2.77	0.64	Active	Active	01/01/1996	
2012	AUG	RWC	Garbage	Apartment	926121 JOYCE WANG	517 VERA AVE	8.31	6.24	-2.07	-0.48	Active	Active	08/02/2006	
2012	AUG	RWC	Garbage	Apartment	969626 BRUGGER PLAZA CONDOS	345 CONVENTION WAY	12.99	25.98	12.99	3	Active	Active	05/25/1988	
2012	AUG	RWC	Garbage	Apartment	970137 SEAPORT IND PARK I OWNERS	1707 E BAYSHORE RD	129.9	51.96	-77.94	-18	Active	Active	03/01/1989	
2012	AUG	RWC	Garbage	Apartment	972810 LINDA C RECCHIO	1515 HESS RD	17.32	4.85	-12.47	-2.88	Active	Active	10/01/1994	
2012	AUG	RWC	Garbage	Apartment	975011 MARK ARENA	746 MAPLE ST	1.39	0	-1.39	-0.32	Active	Stopped	01/31/2005	08/01/2012
2012	AUG	RWC	Garbage	Apartment	979351 TUESDAY MORNING	1295 VETERANS BLVD	173.2	138.56	-34.64	-8	Active	Active	09/01/1999	
2012	AUG	RWC	Garbage	Apartment	1091362 REDWOOD MOBILE ESTATES #C	2053 E BAYSHORE RD	0.69	0.43	-0.26	-0.06	Active	Active	01/01/2011	
2012	AUG	RWC	Garbage	Apartment	1091511 REDWOOD MOBILE ESTATES #C	2053 E BAYSHORE RD	0.69	0.43	-0.26	-0.06	Active	Active	01/01/2011	
2012	AUG	RWC	Garbage	Apartment	1110733 LIGHTHOUSE COVE	88 EDDYSTONE CT	0.69	0	-0.69	-0.16	Active	Stopped	01/01/2011	07/31/2012
2012	AUG	RWC	Garbage	Apartment	1149418 MALVIN WONG	150 REDWOOD AVE	8.66	17.32	8.66	2	Active	Active	03/10/2011	
2012	AUG	RWC	Garbage	Apartment	1267467 129 LINCOLN AVE APARTMENTS	129 LINCOLN AVE	16.63	10.39	-6.24	-1.44	Active	Active	05/04/2012	
2012	AUG	RWC	Garbage	Apartment	1302520 LIGHTHOUSE COVE	88 EDDYSTONE CT	0	0.69	0.69	0.16	Active	Active	08/01/2012	
2012	AUG	RWC	Garbage	Apartment	1304161 YKT COMPANY, LLC	420 CHESTNUT ST	0	4.33	4.33	1	New	New	08/16/2012	
2012	AUG	RWC	Garbage	Commercial	966051 MARY LEE	133 ARCH ST	2.08	4.16	2.08	0.48	Active	Active	11/28/1995	
2012	AUG	RWC	Garbage	Commercial	968016 GREAT WESTERN FURNITURE	1748 BROADWAY ST	12.99	0	-12.99	-3	Active	Active	05/12/2009	
2012	AUG	RWC	Garbage	Commercial	968214 AMELIA'S MEXICAN RESTAURAN	2042 BROADWAY ST	12.47	0	-12.47	-2.88	Active	Stopped	02/01/1995	08/15/2012
2012	AUG	RWC	Garbage	Commercial	969154 AIRGAS NCN	50 CHEMICAL WAY	25.98	0	-25.98	-6	Active	Stopped	04/21/2009	08/20/2012
2012	AUG	RWC	Garbage	Commercial	969162 GEN. HARDWARE/BUILDERS SU	80 CHEMICAL WAY	12.99	0	-12.99	-3	Active	Stopped	08/01/1992	07/31/2012
2012	AUG	RWC	Garbage	Commercial	969261 APNICURE	900 CHESAPEAKE DR	4.33	8.66	4.33	1	Active	Active	08/19/2009	
2012	AUG	RWC	Garbage	Commercial	970194 THRESHOLD PAHRMACEUTICLE	1757 E BAYSHORE RD	8.66	0	-8.66	-2	Active	Stopped	05/12/2005	08/30/2012
2012	AUG	RWC	Garbage	Commercial	970798 DAVID YU	711 EL CAMINO REAL	4.33	0	-4.33	-1	Active	Stopped	11/01/1994	08/01/2012
2012	AUG	RWC	Garbage	Commercial	970939 SIGN AGE INC.	851 EL CAMINO REAL	4.33	0	-4.33	-1	Active	Stopped	08/19/1991	08/29/2012
2012	AUG	RWC	Garbage	Commercial	974626 GENEVA MEDIA	999 MAIN ST	25.98	0	-25.98	-6	Active	Stopped	05/21/2003	08/30/2012
2012	AUG	RWC	Garbage	Commercial	974824 JOHN PELLARIN	1520 MAIN ST	4.33	2.08	-2.25	-0.52	Active	Active	05/25/1995	
2012	AUG	RWC	Garbage	Commercial	975052 COUNTY OF SAN MATEO	1580 MAPLE ST	103.92	51.96	-51.96	-12	Active	Active	09/20/1984	
2012	AUG	RWC	Garbage	Commercial	975177 CRANITE SYSTEM	208 MARSHALL ST	1.39	0	-1.39	-0.32	Active	Stopped	11/15/2000	07/31/2012
2012	AUG	RWC	Garbage	Commercial	975516 SAN MATEO CO CREDIT UNION	525 MIDDLEFIELD RD	18.71	0	-18.71	-4.32	Active	Stopped	01/01/1996	08/15/2012
2012	AUG	RWC	Garbage	Commercial	976092 LEVIE PROPERTIES, LLC	161 OAK AVE	8.66	0	-8.66	-2	Active	Stopped	01/01/1996	08/20/2012
2012	AUG	RWC	Garbage	Commercial	977082 PROVIDENT CREDIT UNION	210 REDWOOD SHORES PKWY	4.16	2.77	-1.39	-0.32	Active	Active	05/18/1998	
2012	AUG	RWC	Garbage	Commercial	977959 POTTER DRILLING, INC	599 SEAPORT BLVD	0	4.33	4.33	1	Active	Active	09/22/2009	
2012	AUG	RWC	Garbage	Commercial	978114 DREAMWORKS ANIMATION	1800 SEAPORT BLVD	77.94	0	-77.94	-18	Active	Stopped	10/22/2002	08/01/2012
2012	AUG	RWC	Garbage	Commercial	978122 NUANCE	1900 SEAPORT BLVD	64.95	0	-64.95	-15	Active	Stopped	03/21/2007	08/01/2012
2012	AUG	RWC	Garbage	Commercial	978163 SEQUOIA YACHT CLUB	441 SEAPORT CT	0	4.33	4.33	1	Active	Active	01/01/1996	
2012	AUG	RWC	Garbage	Commercial	978627 G. H. MACHINE CO.	535 STANDISH ST	2.08	0	-2.08	-0.48	Active	Stopped	06/01/1982	08/30/2012
2012	AUG	RWC	Garbage	Commercial	980607 NVA TRUST	703 WOODSIDE RD	4.33	2.08	-2.25	-0.52	Active	Active	01/10/2007	
2012	AUG	RWC	Garbage	Commercial	980615 MC DONALD'S	709 WOODSIDE RD	51.96	38.97	-12.99	-3	Active	Active	10/18/1995	

RECOLOGY SAN MATEO COUNTY
NET CHANGE REPORT - DETAIL
AUGUST 2012

2012	AUG	RWC	Garbage	Commercial	1139633	BABIES R US #6517	220 WALNUT ST	25.98	0	-25.98	-6	Active	Active	03/01/2011	
2012	AUG	RWC	Garbage	Commercial	1250885	BRIAN CONWAY	428 JACKSON AVE	1.73	0	-1.73	-0.4	Active	Stopped	03/07/2012	08/13/2012
2012	AUG	RWC	Garbage	Commercial	1291780	PENINSULA HOME SERVICES IN	1474 ODDSTAD DR	0	1.39	1.39	0.32	New	Active	07/26/2012	
2012	AUG	RWC	Garbage	Commercial	1297936	ALL PRO BAIL BONDS	208 MARSHALL ST	0	2.08	2.08	0.48	Active	Active	08/01/2012	
2012	AUG	RWC	Garbage	Commercial	1297977	AVINGER	600 CHESAPEAKE DR	0	25.98	25.98	6	New	New	08/02/2012	
2012	AUG	RWC	Garbage	Commercial	1298074	VII PAC SHORES INVESTMENTS	1900 SEAPORT BLVD	0	64.95	64.95	15	New	New	08/02/2012	
2012	AUG	RWC	Garbage	Commercial	1298116	VII PAC SHORES INVESTMENTS	1800 SEAPORT BLVD	0	77.94	77.94	18	New	New	08/02/2012	
2012	AUG	RWC	Garbage	Commercial	1298694	BRISTOL MEYERS SQUIBB	700 BAY RD	0	34.64	34.64	8	New	New	08/06/2012	
2012	AUG	RWC	Garbage	Commercial	1299007	PANDA ANIMAL DUMPLING	711 EL CAMINO REAL	0	17.32	17.32	4	Active	Active	08/01/2012	
2012	AUG	RWC	Garbage	Commercial	1299668	NEW ERA	1399 BROADWAY	0	0.43	0.43	0.1	New	New	08/08/2012	
2012	AUG	RWC	Garbage	Commercial	1299684	SUBWAY #48425	1395 BROADWAY	0	4.33	4.33	1	New	New	08/09/2012	
2012	AUG	RWC	Garbage	Commercial	1301423	ETHERIC NETWORKS, INC	899 ARGUELLO ST	0	2.08	2.08	0.48	New	New	08/07/2012	
2012	AUG	RWC	Garbage	Commercial	1301480	AIRGAS NCN	1826 INDUSTRIAL WAY	0	25.98	25.98	6	New	New	08/10/2012	
2012	AUG	RWC	Garbage	Commercial	1301621	POLLOCK FINANCIAL GROUP	350 MARINE PKWY	0	34.64	34.64	8	Active	Active	08/01/2012	
2012	AUG	RWC	Garbage	Commercial	1302272	SHERVIN SHARIATI	3752 FLORENCE ST	0	2.08	2.08	0.48	New	New	08/13/2012	
2012	AUG	RWC	Garbage	Commercial	1305028	COLON, JOHN	161 OAK AVE	0	8.66	8.66	2	New	New	08/24/2012	
2012	AUG	RWC	Garbage	Commercial	1305515	LANDSYSTEMS LANDSCAPES	23 SPRUCE ST	0	0.43	0.43	0.1	New	New	08/27/2012	
2012	AUG	RWC	Garbage	Commercial	1308154	M & K CAPITAL LLC	999 MAIN ST	0	25.98	25.98	6	New	New	08/31/2012	
Garbage Total															
											-146.88				
2012	AUG	RWC	Organics	Apartment	966432	WINSOR ASSOCIATION	257 ARLINGTON RD	0	2.08	2.08	0.48	Active	Active	08/01/1996	
2012	AUG	RWC	Organics	Apartment	973339	SULLIVON PARTNERSHIP	416 JACKSON AVE	0	1.39	1.39	0.32	Active	Active	06/01/2007	
2012	AUG	RWC	Organics	Apartment	975011	MARK ARENA	746 MAPLE ST	2.08	0	-2.08	-0.48	Active	Stopped	01/31/2005	08/01/2012
2012	AUG	RWC	Organics	Apartment	977249	WOODSIDE ACRES CONDO ASS	1415 REGENT ST	2.08	0.69	-1.39	-0.32	Active	Active	01/01/2000	
2012	AUG	RWC	Organics	Commercial	965871	SEQUOIA HOSPITAL	170 ALAMEDA DE LAS PULGAS	51.96	129.9	77.94	18	Active	Active	01/01/1996	
2012	AUG	RWC	Organics	Commercial	967356	WESTPORT OFFICE PARK LLC	1800 BRIDGE PKWY	0	4.33	4.33	1	Active	Active	08/18/2005	
2012	AUG	RWC	Organics	Commercial	973305	WESTPORT OFFICE PARK, LLC	1100 ISLAND DR	4.33	12.99	8.66	2	Active	Active	09/21/2005	
2012	AUG	RWC	Organics	Commercial	975052	COUNTY OF SAN MATEO	1580 MAPLE ST	2.77	0	-2.77	-0.64	Active	Active	09/20/1984	
2012	AUG	RWC	Organics	Commercial	978114	DREAMWORKS ANIMATION	1800 SEAPORT BLVD	32.04	0	-32.04	-7.4	Active	Stopped	10/22/2002	08/01/2012
2012	AUG	RWC	Organics	Commercial	1217405	STANFORD UNIVERSITY	405 BROADWAY ST	2.08	4.33	2.25	0.52	Active	Active	11/02/2011	
2012	AUG	RWC	Organics	Commercial	1250885	BRIAN CONWAY	428 JACKSON AVE	4.16	0	-4.16	-0.96	Active	Stopped	03/07/2012	08/13/2012
2012	AUG	RWC	Organics	Commercial	1298116	VII PAC SHORES INVESTMENTS	1800 SEAPORT BLVD	0	10.39	10.39	2.4	New	New	08/02/2012	
Organics Total											64.6				
2012	AUG	RWC	Recycling	Apartment	922708	HERITAGE REALTY	22 ARCH ST	2.08	4.16	2.08	0.48	Active	Active	01/15/2007	
2012	AUG	RWC	Recycling	Apartment	923235	LIN HTIKE NAY	420 CHESTNUT ST	4.16	0	-4.16	-0.96	Active	Stopped	11/26/2007	08/15/2012
2012	AUG	RWC	Recycling	Apartment	923391	WHITLEY PROPERTY MNGMT	436 CLINTON ST	2.08	1.39	-0.69	-0.16	Active	Active	11/01/1995	
2012	AUG	RWC	Recycling	Apartment	924076	G & G ASSOC.	221 HARRISON AVE	6.24	10.39	4.15	0.96	Active	Active	11/18/1994	
2012	AUG	RWC	Recycling	Apartment	925099	BARBARA RUDER	1536 OXFORD ST	8.66	17.32	8.66	2	Active	Active	11/18/2005	
2012	AUG	RWC	Recycling	Apartment	970137	SEAPORT IND PARK I OWNERS	1707 E BAYSHORE RD	129.9	51.96	-77.94	-18	Active	Active	03/01/1989	
2012	AUG	RWC	Recycling	Apartment	972810	LINDA C RECCHIO	1515 HESS RD	4.16	14.55	10.39	2.4	Active	Active	10/01/1994	
2012	AUG	RWC	Recycling	Apartment	975011	MARK ARENA	746 MAPLE ST	4.16	0	-4.16	-0.96	Active	Stopped	01/31/2005	08/01/2012
2012	AUG	RWC	Recycling	Apartment	976431	MITRA BERGLOFF	36 ORCHARD AVE	2.77	8.31	5.54	1.28	Active	Active	07/04/2001	
2012	AUG	RWC	Recycling	Apartment	977421	JUAN RAUL ROMERO	3226 ROLISON RD	0	4.16	4.16	0.96	Active	Active	01/08/1999	
2012	AUG	RWC	Recycling	Apartment	1110733	LIGHTHOUSE COVE	88 EDDYSTONE CT	1.39	0	-1.39	-0.32	Active	Stopped	01/01/2011	07/31/2012
2012	AUG	RWC	Recycling	Apartment	1267467	129 LINCOLN AVE APARTMENTS	129 LINCOLN AVE	10.39	0	-10.39	-2.4	Active	Active	05/04/2012	
2012	AUG	RWC	Recycling	Apartment	1302520	LIGHTHOUSE COVE	88 EDDYSTONE CT	0	1.39	1.39	0.32	Active	Active	08/01/2012	
2012	AUG	RWC	Recycling	Apartment	1304161	YKT COMPANY, LLC	420 CHESTNUT ST	0	4.16	4.16	0.96	New	New	08/16/2012	
2012	AUG	RWC	Recycling	Commercial	965871	SEQUOIA HOSPITAL	170 ALAMEDA DE LAS PULGAS	53.35	103.92	50.57	11.68	Active	Active	01/01/1996	
2012	AUG	RWC	Recycling	Commercial	968016	GREAT WESTERN FURNITURE	1748 BROADWAY ST	12.99	0	-12.99	-3	Active	Active	05/12/2009	
2012	AUG	RWC	Recycling	Commercial	968172	MANDALOUN	2021 BROADWAY ST	0	51.96	51.96	12	Active	Active	10/04/2006	
2012	AUG	RWC	Recycling	Commercial	968214	AMELIA'S MEXICAN RESTAURAN	2042 BROADWAY ST	8.66	0	-8.66	-2	Active	Stopped	02/01/1995	08/15/2012
2012	AUG	RWC	Recycling	Commercial	969154	AIRGAS NCN	50 CHEMICAL WAY	25.98	0	-25.98	-6	Active	Stopped	04/21/2009	08/20/2012
2012	AUG	RWC	Recycling	Commercial	969162	GEN. HARDWARE/BUILDERS SU	80 CHEMICAL WAY	25.98	0	-25.98	-6	Active	Stopped	08/01/1992	07/31/2012
2012	AUG	RWC	Recycling	Commercial	970194	THRESHOLD PAHRMACEUTICLE	1757 E BAYSHORE RD	3.46	0	-3.46	-0.8	Active	Stopped	05/12/2005	08/30/2012
2012	AUG	RWC	Recycling	Commercial	970798	DAVID YU	711 EL CAMINO REAL	1.39	0	-1.39	-0.32	Active	Stopped	11/01/1994	08/01/2012
2012	AUG	RWC	Recycling	Commercial	970939	SIGN AGE INC.	851 EL CAMINO REAL	2.08	0	-2.08	-0.48	Active	Stopped	08/19/1991	08/29/2012

RECOLOGY SAN MATEO COUNTY
NET CHANGE REPORT - DETAIL
AUGUST 2012

2012	AUG	RWC	Recycling	Commercial	972554	GRIIFIN PAINTING	3580 HAVEN AVE	1.39	2.77	1.38	0.32	Active	Active	03/25/2004					
2012	AUG	RWC	Recycling	Commercial	974311	WOODSIDE PROFESSIONAL CEI	353 MAIN ST	0	6.24	6.24	1.44	Active	Active	09/15/2003					
2012	AUG	RWC	Recycling	Commercial	974493	TERESA BARRITA	847 MAIN ST	2.77	17.32	14.55	3.36	Active	Active	08/01/2007					
2012	AUG	RWC	Recycling	Commercial	974519	RANGENT WING CHUEN SO	855 MAIN ST	8.66	0	-8.66	-2	Active	Active	09/01/2005					
2012	AUG	RWC	Recycling	Commercial	974626	GENEVA MEDIA	999 MAIN ST	8.66	0	-8.66	-2	Active	Stopped	05/21/2003 08/30/2012					
2012	AUG	RWC	Recycling	Commercial	974659	ALANA'S CAFE	1020 MAIN ST	8.49	8.66	0.17	0.04	Active	Active	09/01/1991					
2012	AUG	RWC	Recycling	Commercial	975359	MAXWELL TAYLOR LLC	1590 MARSHALL ST	17.32	19.4	2.08	0.48	Active	Active	09/06/2000					
2012	AUG	RWC	Recycling	Commercial	976217	SWIMMING POOL REPAIR	1159 ODDSTAD DR	0	8.66	8.66	2	Active	Active	03/25/2005					
2012	AUG	RWC	Recycling	Commercial	977959	POTTER DRILLING, INC	599 SEAPORT BLVD	0	2.08	2.08	0.48	Active	Active	09/22/2009					
2012	AUG	RWC	Recycling	Commercial	978114	DREAMWORKS ANIMATION	1800 SEAPORT BLVD	77.94	0	-77.94	-18	Active	Stopped	10/22/2002 08/01/2012					
2012	AUG	RWC	Recycling	Commercial	978122	NUANCE	1900 SEAPORT BLVD	17.32	0	-17.32	-4	Active	Stopped	03/21/2007 08/01/2012					
2012	AUG	RWC	Recycling	Commercial	978627	G. H. MACHINE CO.	535 STANDISH ST	2.08	0	-2.08	-0.48	Active	Stopped	06/01/1982 08/30/2012					
2012	AUG	RWC	Recycling	Commercial	979922	FOLEY BROS. CUSTOM WORKS	32 WILLOW ST	4	0	0.69	0.69	0.16	Active	Active	05/22/2001				
2012	AUG	RWC	Recycling	Commercial	1139633	BABIES R US #6517	220 WALNUT ST	8.66	0	-8.66	-2	Active	Active	03/01/2011					
2012	AUG	RWC	Recycling	Commercial	1248293	VESTA	2022 BROADWAY ST	12.47	38.97	26.5	6.12	Active	Active	02/27/2012					
2012	AUG	RWC	Recycling	Commercial	1250885	BRIAN CONWAY	428 JACKSON AVE	2.77	0	-2.77	-0.64	Active	Stopped	03/07/2012 08/13/2012					
2012	AUG	RWC	Recycling	Commercial	1275437	MENTAL HEALTH ASSOCIATION	104 CEDAR ST	6.24	0	-6.24	-1.44	Active	Active	05/25/2012					
2012	AUG	RWC	Recycling	Commercial	1297936	ALL PRO BAIL BONDS	208 MARSHALL ST	0	2.08	2.08	0.48	Active	Active	08/01/2012					
2012	AUG	RWC	Recycling	Commercial	1297977	AVINGER	600 CHESAPEAKE DR	0	25.98	25.98	6	New	New	08/02/2012					
2012	AUG	RWC	Recycling	Commercial	1298074	VII PAC SHORES INVESTMENTS	1900 SEAPORT BLVD	0	17.32	17.32	4	New	New	08/02/2012					
2012	AUG	RWC	Recycling	Commercial	1298116	VII PAC SHORES INVESTMENTS	1800 SEAPORT BLVD	0	21.65	21.65	5	New	New	08/02/2012					
2012	AUG	RWC	Recycling	Commercial	1298694	BRISTOL MEYERS SQUIBB	700 BAY RD	A	0	25.98	25.98	6	New	New	08/06/2012				
2012	AUG	RWC	Recycling	Commercial	1299007	PANDA ANIMAL DUMPLING	711 EL CAMINO REAL	0	1.39	1.39	0.32	Active	Active	08/01/2012					
2012	AUG	RWC	Recycling	Commercial	1299668	NEW ERA	1399 BROADWAY	0	1.39	1.39	0.32	New	New	08/08/2012					
2012	AUG	RWC	Recycling	Commercial	1299684	SUBWAY #48425	1395 BROADWAY	0	8.66	8.66	2	New	New	08/09/2012					
2012	AUG	RWC	Recycling	Commercial	1301423	ETHERIC NETWORKS, INC	899 ARGUELLO ST	A	0	2.77	2.77	0.64	New	New	08/07/2012				
2012	AUG	RWC	Recycling	Commercial	1303205	FG SHOWER DOOR	3520 HAVEN AVE	A	0	1.39	1.39	0.32	New	New	08/22/2012				
2012	AUG	RWC	Recycling	Commercial	1305515	LANDSYSTEMS LANDSCAPES	23 SPRUCE ST	0	1.39	1.39	0.32	New	New	08/27/2012					
2012	AUG	RWC	Recycling	Commercial	1308154	M & K CAPITAL LLC	999 MAIN ST	0	8.66	8.66	2	New	New	08/31/2012					
Recycling Total											12.47								
2012	AUG	SNC	Garbage	Apartment	927046	HERMAN CHRISTENSEN	80 LAUREL ST	6.24	4.16	-2.08	-0.48	Active	Active	03/01/1986					
2012	AUG	SNC	Garbage	Apartment	982884	SIBLEY KP	12 DEVONSHIRE BLVD	1.39	0	-1.39	-0.32	Active	Stopped	03/01/1986 07/31/2012					
2012	AUG	SNC	Garbage	Apartment	989384	THE 400 ASSOC	400 PORTOFINO DR	33.95	26.33	-7.62	-1.76	Active	Active	05/01/1973					
2012	AUG	SNC	Garbage	Apartment	1132380	HERMAN CHRISTENSEN	96 LAUREL ST	6.24	4.16	-2.08	-0.48	Active	Active	01/01/2011					
2012	AUG	SNC	Garbage	Apartment	1132406	HERMAN CHRISTENSEN	100 LAUREL ST	6.93	5.54	-1.39	-0.32	Active	Active	01/01/2011					
2012	AUG	SNC	Garbage	Apartment	1132422	HERMAN CHRISTENSEN	128 LAUREL ST	6.93	5.54	-1.39	-0.32	Active	Active	01/01/2011					
2012	AUG	SNC	Garbage	Apartment	1219674	FUENTES, CLAUDIA	1441 SAN CARLOS AVE	6.24	4.16	-2.08	-0.48	Active	Active	11/02/2011					
2012	AUG	SNC	Garbage	Apartment	1300169	TRINITY INVESTMENT	12 DEVONSHIRE BLVD	0	1.39	1.39	0.32	New	New	08/07/2012					
2012	AUG	SNC	Garbage	Commercial	981407	IMAGE PRINT	941 AMERICAN ST	17.32	0	-17.32	-4	Active	Stopped	06/30/2004 08/28/2012					
2012	AUG	SNC	Garbage	Commercial	981597	LONCAR ENT INC	777 BAY VIEW DR	25.98	17.32	-8.66	-2	Active	Active	06/30/2000					
2012	AUG	SNC	Garbage	Commercial	982090	HOFFMAN METAL	1011 BRANSTEN RD	C	8.66	2.08	-6.58	-1.52	Active	Active	05/09/2006				
2012	AUG	SNC	Garbage	Commercial	983510	SAIRAM LLC. SUBWAY	744 EL CAMINO REAL	4.33	8.66	4.33	1	Active	Active	05/23/2007					
2012	AUG	SNC	Garbage	Commercial	984880	P G & E	275 INDUSTRIAL RD	0	12.99	12.99	3	Active	Active	12/01/1999					
2012	AUG	SNC	Garbage	Commercial	985432	FASTENAL 01CASAA	837 INDUSTRIAL RD	C	1.39	0	-1.39	-0.32	Active	Stopped	07/10/2002 08/01/2012				
2012	AUG	SNC	Garbage	Commercial	985739	DISCOUNT PLUMBING SUPPLY	1091 INDUSTRIAL RD	100	17.32	0	-17.32	-4	Active	Stopped	01/17/2006 07/31/2012				
2012	AUG	SNC	Garbage	Commercial	986489	NATUS MEDICAL INC	1501 INDUSTRIAL RD	0	17.32	17.32	4	Active	Active	05/17/1993					
2012	AUG	SNC	Garbage	Commercial	990135	ALEXANDRIA REAL ESTATE	125 SHOREWAY RD	51.96	25.98	-25.98	-6	Active	Active	04/28/2006					
2012	AUG	SNC	Garbage	Commercial	990275	EQUITY OFFICE BPC	959 SKYWAY	51.96	69.28	17.32	4	Active	Active	05/01/2009					
2012	AUG	SNC	Garbage	Commercial	990283	EQUITY OFFICE BPC	999 SKYWAY	51.96	69.28	17.32	4	Active	Active	05/01/2009					
2012	AUG	SNC	Garbage	Commercial	991034	RSS ARCHITECTURE, INC	501 WALNUT ST	1.39	0	-1.39	-0.32	Active	Active	11/16/2004					
2012	AUG	SNC	Garbage	Commercial	1020163	THE SANDWICH SPOT	1312 LAUREL ST	A	8.66	2.08	-6.58	-1.52	Active	Active	08/05/2010				
2012	AUG	SNC	Garbage	Commercial	1061662	RSNA YUM! TACO BELL 19498	259 EL CAMINO REAL	51.96	0	-51.96	-12	Active	Stopped	09/07/2010 07/31/2012					
2012	AUG	SNC	Garbage	Commercial	1112085	ORIENTAL FOOT MASSAGE	1600 EL CAMINO REAL	A	0.69	0	-0.69	-0.16	Active	Stopped	12/05/2010 08/27/2012				
2012	AUG	SNC	Garbage	Commercial	1142843	A FAMILY AFFAIR	934 WASHINGTON ST	0.69	0	-0.69	-0.16	Active	Stopped	03/10/2011 08/30/2012					
2012	AUG	SNC	Garbage	Commercial	1189273	YUVRES SERVEILLANCE	1052 AMERICAN ST	0.69	0	-0.69	-0.16	Active	Stopped	08/01/2011 08/21/2012					

RECOLOGY SAN MATEO COUNTY
NET CHANGE REPORT - DETAIL
AUGUST 2012

2012	AUG	SNC	Garbage	Commercial	1249531	KUTNER, SOL	1160 INDUSTRIAL RD	.	4.33	0	-4.33	-1	Active	Stopped	01/01/2012	08/16/2012
2012	AUG	SNC	Garbage	Commercial	1269596	PLANT PARENTHOOD	80 GLENN WAY	6	1.39	0.69	-0.7	-0.16	Active	Active	05/08/2012	
2012	AUG	SNC	Garbage	Commercial	1269968	BAKLAVA RESTAURANT	680 LAUREL ST		1.39	8.66	7.27	1.68	Active	Active	05/15/2012	
2012	AUG	SNC	Garbage	Commercial	1286541	EID	1080 COMMERCIAL ST		0	0.69	0.69	0.16	New	Active	07/25/2012	
2012	AUG	SNC	Garbage	Commercial	1289644	FASTENAL	1000 BING ST		0	2.08	2.08	0.48		New	08/09/2012	
2012	AUG	SNC	Garbage	Commercial	1295849	NATURE BOX INC	1056 COMMERCIAL ST		0	0.69	0.69	0.16		Active	08/01/2012	
2012	AUG	SNC	Garbage	Commercial	1298215	SPIRIT OF HALLOWEEN#60417-2	1121 INDUSTRIAL RD	B	0	34.64	34.64	8		Active	08/01/2012	
2012	AUG	SNC	Garbage	Commercial	1298454	DISCOUNT PLUMBING SUPPLY	611 TAYLOR WAY	5	0	17.32	17.32	4		New	08/06/2012	
2012	AUG	SNC	Garbage	Commercial	1298462	SYCOMP	1100 INDUSTRIAL RD	15	0	12.99	12.99	3		Active	08/01/2012	
2012	AUG	SNC	Garbage	Commercial	1299056	TACO BELL 19498	259 EL CAMINO REAL		0	51.96	51.96	12		Active	08/01/2012	
2012	AUG	SNC	Garbage	Commercial	1300342	PACE SUPPLY	1691 BAYPORT AVE		0	12.99	12.99	3		New	08/08/2012	
2012	AUG	SNC	Garbage	Commercial	1301258	SUN CHASE LLC	603 LAUREL ST		0	2.77	2.77	0.64		New	08/08/2012	
2012	AUG	SNC	Garbage	Commercial	1302959	KUTNER, SOL	1160 INDUSTRIAL RD	.	0	4.33	4.33	1		New	08/23/2012	
2012	AUG	SNC	Garbage	Commercial	1303379	ROCKIN JUMP	401 QUARRY RD		0	4.33	4.33	1		New	08/20/2012	
2012	AUG	SNC	Garbage	Commercial	1305341	GE INSPECTION TECHNOLOGIE	1200 INDUSTRIAL RD	1A	0	0.69	0.69	0.16		New	08/23/2012	
Garbage Total											61.11					
2012	AUG	SNC	Organics	Apartment	926576	HAND INC	1244 CHERRY ST		0	0.69	0.69	0.16	Active	Active	06/09/1995	
2012	AUG	SNC	Organics	Apartment	1219674	FUENTES, CLAUDIA	1441 SAN CARLOS AVE		0	2.08	2.08	0.48	Active	Active	11/02/2011	
2012	AUG	SNC	Organics	Apartment	1250166	BRITTAN HEIGHTS CONDO ASS	3310 BRITTAN AVE		51.96	25.98	-25.98	-6	Active	Active	02/27/2012	
2012	AUG	SNC	Organics	Commercial	991034	RSS ARCHITECTURE, INC	501 WALNUT ST		1.39	0	-1.39	-0.32	Active	Active	11/16/2004	
2012	AUG	SNC	Organics	Commercial	1020163	THE SANDWICH SPOT	1312 LAUREL ST	A	0	4.16	4.16	0.96	Active	Active	08/05/2010	
2012	AUG	SNC	Organics	Commercial	1149293	NOB HILL CATERING	601 TAYLOR WAY		12.99	25.98	12.99	3	Active	Active	03/21/2011	
2012	AUG	SNC	Organics	Commercial	1303379	ROCKIN JUMP	401 QUARRY RD		0	8.66	8.66	2		New	08/20/2012	
Organics Total											1.21					
2012	AUG	SNC	Recycling	Apartment	926873	ABDEL ISMAIL	527 ELM ST	529	4.33	8.66	4.33	1	Active	Active	05/13/2008	
2012	AUG	SNC	Recycling	Apartment	927681	VILMON PROP MGMT	554 WALNUT ST		2.08	4.16	2.08	0.48	Active	Active	09/17/1985	
2012	AUG	SNC	Recycling	Apartment	982884	SIBLEY KP	12 DEVONSHIRE BLVD		2.77	0	-2.77	-0.64	Active	Stopped	03/01/1986	07/31/2012
2012	AUG	SNC	Recycling	Apartment	1300169	TRINITY INVESTMENT	12 DEVONSHIRE BLVD		0	2.77	2.77	0.64		New	08/07/2012	
2012	AUG	SNC	Recycling	Commercial	981407	IMAGE PRINT	941 AMERICAN ST		14.38	0	-14.38	-3.32	Active	Stopped	06/30/2004	08/28/2012
2012	AUG	SNC	Recycling	Commercial	981654	WHITE OAK CLEANERS	1200 BELMONT AVE		0	4.16	4.16	0.96	Active	Active	09/01/2002	
2012	AUG	SNC	Recycling	Commercial	983841	ROUND TABLE PIZZA	1324 EL CAMINO REAL		12.99	8.66	-4.33	-1	Active	Active	07/29/2002	
2012	AUG	SNC	Recycling	Commercial	984781	NEKTAR THERAPEUTIC	201 INDUSTRIAL RD	.	25.98	51.96	25.98	6	Active	Active	10/01/2000	
2012	AUG	SNC	Recycling	Commercial	985432	FASTENAL 01CASAA	837 INDUSTRIAL RD	C	4.16	0	-4.16	-0.96	Active	Stopped	07/10/2002	08/01/2012
2012	AUG	SNC	Recycling	Commercial	989343	B & H ENGINEERING	1725 OLD COUNTY RD		4.16	8.66	4.5	1.04	Active	Active	09/19/1996	
2012	AUG	SNC	Recycling	Commercial	990275	EQUITY OFFICE BPC	959 SKYWAY		51.96	69.28	17.32	4	Active	Active	05/01/2009	
2012	AUG	SNC	Recycling	Commercial	990283	EQUITY OFFICE BPC	999 SKYWAY		103.92	69.28	-34.64	-8	Active	Active	05/01/2009	
2012	AUG	SNC	Recycling	Commercial	1061662	RSNA YUM! TACO BELL 19498	259 EL CAMINO REAL		51.96	0	-51.96	-12	Active	Stopped	09/07/2010	07/31/2012
2012	AUG	SNC	Recycling	Commercial	1066364	OAKLEAF PEP000827	1087 OLD COUNTY RD		8.31	8.66	0.35	0.08	Active	Active	09/07/2010	
2012	AUG	SNC	Recycling	Commercial	1075324	DOLLAR TREE 4505-SMURFIT	1121 OLD COUNTY RD		25.98	0	-25.98	-6	Active	Active	10/05/2010	
2012	AUG	SNC	Recycling	Commercial	1142843	A FAMILY AFFAIR	934 WASHINGTON ST		2.08	0	-2.08	-0.48	Active	Stopped	03/10/2011	08/30/2012
2012	AUG	SNC	Recycling	Commercial	1149293	NOB HILL CATERING	601 TAYLOR WAY		17.32	0	-17.32	-4	Active	Active	03/21/2011	
2012	AUG	SNC	Recycling	Commercial	1189273	YUVRES SERVEILLANCE	1052 AMERICAN ST		2.08	0	-2.08	-0.48	Active	Stopped	08/01/2011	08/21/2012
2012	AUG	SNC	Recycling	Commercial	1249531	KUTNER, SOL	1160 INDUSTRIAL RD	.	3.46	0	-3.46	-0.8	Active	Stopped	01/01/2012	08/16/2012
2012	AUG	SNC	Recycling	Commercial	1261957	HEIFES, DANIEL	90 GLENN WAY	9	0	6.24	6.24	1.44	Active	Active	04/24/2012	
2012	AUG	SNC	Recycling	Commercial	1289644	FASTENAL	1000 BING ST		0	2.08	2.08	0.48		New	08/09/2012	
2012	AUG	SNC	Recycling	Commercial	1295849	NATURE BOX INC	1056 COMMERCIAL ST		0	4.33	4.33	1		Active	08/01/2012	
2012	AUG	SNC	Recycling	Commercial	1298215	SPIRIT OF HALLOWEEN#60417-2	1121 INDUSTRIAL RD	B	0	34.64	34.64	8		Active	08/01/2012	
2012	AUG	SNC	Recycling	Commercial	1298454	DISCOUNT PLUMBING SUPPLY	611 TAYLOR WAY	5	0	8.31	8.31	1.92		New	08/06/2012	
2012	AUG	SNC	Recycling	Commercial	1298462	SYCOMP	1100 INDUSTRIAL RD	15	0	12.99	12.99	3		Active	08/01/2012	
2012	AUG	SNC	Recycling	Commercial	1299056	TACO BELL 19498	259 EL CAMINO REAL		0	51.96	51.96	12		Active	08/01/2012	
2012	AUG	SNC	Recycling	Commercial	1300342	PACE SUPPLY	1691 BAYPORT AVE		0	25.98	25.98	6		New	08/08/2012	
2012	AUG	SNC	Recycling	Commercial	1301258	SUN CHASE LLC	603 LAUREL ST		0	0.69	0.69	0.16		New	08/08/2012	
2012	AUG	SNC	Recycling	Commercial	1302959	KUTNER, SOL	1160 INDUSTRIAL RD	.	0	3.46	3.46	0.8		New	08/23/2012	
2012	AUG	SNC	Recycling	Commercial	1305341	GE INSPECTION TECHNOLOGIE	1200 INDUSTRIAL RD	1A	0	1.39	1.39	0.32		New	08/23/2012	
Recycling Total											50.4					

RECOLOGY SAN MATEO COUNTY
NET CHANGE REPORT - DETAIL
AUGUST 2012

Grand Total

2332.4



STAFF UPDATE

To: SBWMA Board Members
From: Recycling Staff
Date: September 27, 2012 Board of Director's Meeting
Subject: Recycling and Outreach Programs Update

Recommendation

This is an informational report and no action is necessary.

WM Curbside Door-to-Door HHW Collection Program

The following nine Member Agencies are participating in the program: Belmont, East Palo Alto, Foster City, Hillsborough, Menlo Park, San Carlos, San Mateo, San Mateo County, and West Bay Sanitary District. San Mateo County is the ninth Member Agency to roll out the program which commenced for their residents beginning on May 1, 2012. Interest in the program has been strong and the company has made approximately 9,222 collections since the program started in mid-May 2010 through August 2012. Approximately 329,662 pounds of HHW material, 283,936 pounds of Universal Waste and 142,944 pounds of E-Scrap has been collected since the start of the program. We encourage additional Member Agencies to offer the program as it provides a more convenient and cost-effective option to properly recycle and dispose of a wide variety of materials (such as common HHW) than is currently available through the County's drop-off program at Tower Road.

Household Battery and Cell Phone Curbside Recycling Collection Program

The monthly average of batteries and cell phones collected through the curbside recycling program during 2011 was 3,945 pounds. A total of 53,000 pounds was collected during 2010, which is slightly less than the 57,000 pounds collected in 2009. While early participation in CartSmart program resulted in an increase of household battery and cell phone collection, it appears this increase has now leveled. It is anticipated that this trend will continue as a similar year over year reduction will likely be experienced. The total amount of batteries and cell phones collected in August 2012 was 5,320 pounds.

Shoreway Education Center School Groups and Public Tours Update

School Group and Public tours will continue to be offered in the 2012/13 school year, and more tours will be offered weekly with the expanded Environmental Education staffing. Some changes have been made to the tour reservation guidelines. Starting this school year, a minimum of 10 participants is required with a maximum of approximately 50 participants per tour. Tours will be offered to 3rd grade students and up (no K-2). The primary target will remain 4th-6th grade classes with bus assistance available for both public and private schools in the RethinkWaste service area. Tours will continue to be scheduled on a first-come first-served policy. Tours will also be provided to schools throughout San Mateo County, if open tour times are available, but such schools will not be offered busing assistance.

As the school year has just begun, the Shoreway Environmental Education Center tours continue to be popular as the spots are quickly filling up and staff has already begun scheduling spots for 2013. Staff promotes the Tour Program, via various channels, (emails, press release, flyers, website, social media, environmental education platforms, etc.) New on the website, is the ability for school groups and the public to request a tour on-line. The on-line tour registration increases the efficiency of scheduling tours and makes it easily accessible to teachers and the community at large.

Staff will continue to give tours to interested community groups, municipal and environmental groups as scheduling allows. The tour gives the community an opportunity to learn first-hand what happens to their recyclables, plant materials, food scraps and garbage at a working materials recovery facility (MRF) and transfer station. In addition, students and the community are given an opportunity to learn and practice the 4Rs (reduce, reuse, recycle, and rot/composting), resource conservation and be empowered to conserve resources in their lives, at school and residences.

The table below shows the tours that have been conducted and those scheduled for September 2012.

<u>Date</u>	<u>School/Group</u>	<u>Jurisdiction</u>	<u>Grade/Group</u>	<u>Total # of Participants</u>
September 13	Life Steps Foundation	Burlingame	Adults	8
September 19	Home School Group	Redwood City	3 rd	15
September 19	Adult Group Inflection	Redwood City	Adults	20
September 20*	Open House	Various	Adults	63
September 21	County Environmental Staff	San Mateo	Adults	3
September 25	Roosevelt Elementary	Redwood City	6 th	30
September 25	Pampclub	Menlo Park	K-5 th	25
September 26	Roosevelt Elementary	Redwood City	6 th	30
September 26	Sea Crest School	Half Moon Bay	4 th	30
September 27	Foster City Elementary	Foster City	5 th	30
September 28	Assemblyman R. Gordon staff	21 st District	Adults	1
September 28	Chamber Leadership Group	Various	Adults	35
Total Participants				290**

*Thursday, September 20th, is the Monthly Public Open House Day. The number of participants is based on only those that have made a reservation for the tour on the Public Open House Day. While reservations are recommended, they are not required.

**Includes estimated numbers for those scheduled tours that have not been conducted by the date this report is issued.

Photos of tour participants at Shoreway Environmental Center.



Tour availability

Tours are offered Monday at 12:30pm-2:30pm, Tuesday-Wednesday from 9:30am – 11:30am, 12:30pm - 2:30pm, and Thursday 9:30am – 11:30am. Every third Thursday of the month is a designated Public Open House Day for the general public, and tours are given in the time slots from 9:30am – 10:30am and 11:00am – 12:00pm.

RethinkWaste Website and Social Media

The RethinkWaste website continues to be updated with information on the CartSMART residential collection and BizSMART commercial collection services, other program information and the Shoreway Environmental Center. The current site averaged approximately 576 visits per week since the last Board meeting, of which over 72% were new visits. The most commonly visited sections of the site during this period continued to be "Beyond the Cart," "Shoreway Services" and "Shoreway Location" sections.

RethinkWaste Staff has begun working on the website revamp to make it more user-friendly and interactive based on feedback from customers, Board Member and the Public Education Subcommittee. Staff is working with the firm Gauger and Associates selected through a Request for Proposals process in the spring and summer. Staff will continue to work with the Public Education Subcommittee on the redesign and seek some additional feedback from the Board. Staff anticipates the new website going live in early 2013.

RethinkWaste also continues to use its Facebook and Twitter pages to promote program information and new services. To date, the Facebook page has 259 "likes," and the Twitter page has 100 followers. Staff will continue to work on strategies to drive more people to the pages. Our Facebook page can be found at www.facebook.com/rethinkwaste, and the Twitter page is located at www.twitter.com/rethinkwaste.

rethinker Newsletter

The summer issue of the *rethinker* was sent to residents in July. The next newsletter will be mailed to residents in November and focus on holiday schedule changes and other holiday-related information. Per the Board action on September 12th to adopt the FY12/13 budget, the *rethinker* will be published three times annually, instead of quarterly. Also, per the budget, the third issue will be included as an insert in Recology's invoices.

2011 RethinkWaste Annual Report

The 2011 RethinkWaste Annual Report was issued in August, highlighting the accomplishments of the past year. The report emphasizes the success of the CartSMART collections services, the grand opening of the Shoreway Environmental Center and other recycling programs. It also highlights the significant efforts taken RethinkWaste, the Member Agencies, Recology and South Bay Recycling to roll out the news services and operations in 2011. Hard copies of the Annual Report will be available at the September 27th Board of Directors' meeting. The report is also available online on the RethinkWaste website.

Community Outreach Events

Community Outreach Events (Compost Giveaway, E-Scrap/Shredding events, Recology's Bring Your Own Bucket giveaway of compost and the Confidential Document Destruction Service Event) are still taking place and are posted on the RethinkWaste website. Agencies are encouraged to contact staff to schedule additional events. Staff is working with Recology to try and better coordinate such events to avoid any duplicative efforts.

Approved Operating Agreement Amendments or Recommended Recology Franchise Agreement Administrative Changes

Staff is requesting that Member Agencies keep us apprised if any administrative changes have been made.

<u>Agreement</u>	<u>Board Approval</u>	<u>Staff Recommendation</u>	<u>Description</u>
Operations Agreement	October 28, 2010	N/A	Amendment No. 1. Is now effective as eight Member Agencies have approved the Amendments. Approved by: Belmont, Foster City, Menlo Park, Redwood City, San Carlos, City of San Mateo, San Mateo County, and West Bay Sanitary District.
Franchise Agreement(s)	N/A	Via email on October 20, 2010	Requested Member Agencies send letter accepting interest waiver offer from Recology on potential 2011 revenue requirement shortfall if rates approved after January 1 but before March 1, 2011. Approved by: Atherton, Foster City, Redwood City, City of San Mateo, San Mateo County, and West Bay Sanitary District.
Franchise Agreement(s)	N/A	Via email on December 9, 2010	Overage "bags" change to "tags"; SBWMA relief from purchasing battery/cell-phone bags; On-call bulky item collection temporary schedule for January 2011. Approved by: Foster City.
Franchise Agreement(s)	N/A	Via email on December 13, 2010	Member Agency self haul remittance of payments to SBWMA by Recology. Approved by: Burlingame, Foster City, and Redwood City.
Franchise Agreement(s)	N/A	Via email on June 3, 2011	Six Member Agencies (i.e., Belmont, Burlingame, Foster City, Menlo Park, Redwood City, San Carlos and City of San Mateo) are requested to allow Recology to continue using used collection vehicles through September 30, 2011. Approved by Foster City.
Franchise Agreements	N/A	Via email on December 2, 2011	All Member Agencies were requested by Recology to modify the Bulky Item Collection service schedule. While customers can sign up for this service anytime, this change provides the company relief from providing the service from January 1-22, 2012 in lieu of December 1, 2011-January 2, 2012. The company has assured staff that all customers on the wait list will receive the service within the contractually specified two weeks commencing on January 23, 2012. Approved by Foster City, Menlo Park, City of San Mateo, San Mateo County, and West Bay Sanitary District.



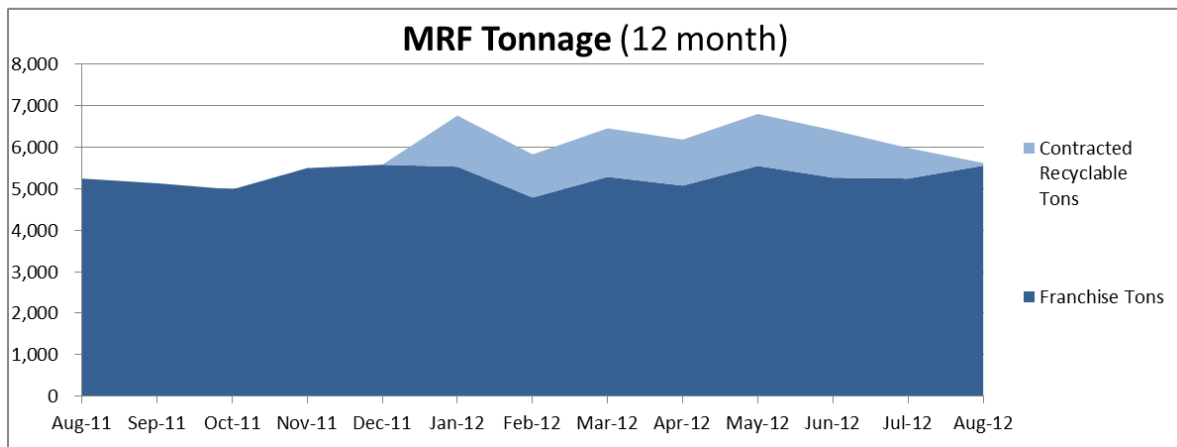
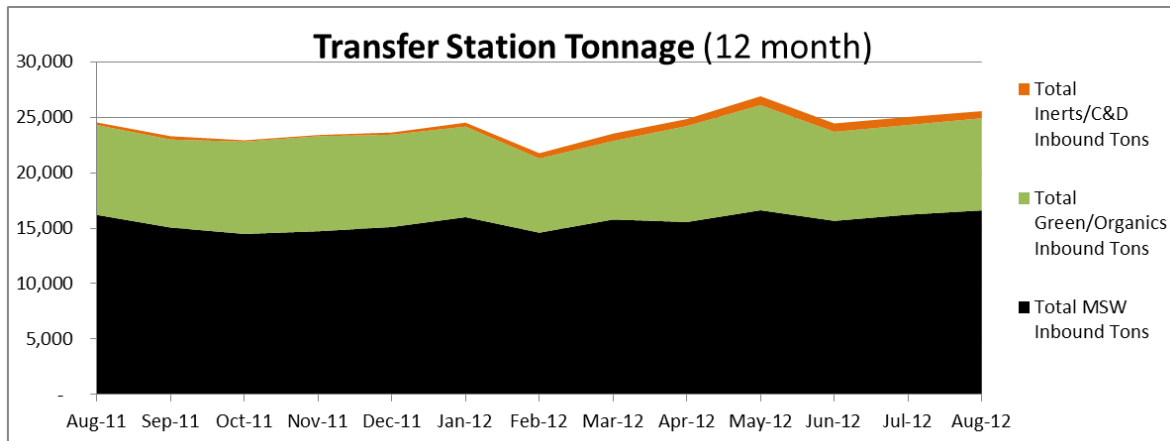
STAFF UPDATE

To: SBWMA Board Members
From: Hilary Gans, Facility Operations Contracts Manager
Date: September 27, 2012 Board of Director's Meeting
Subject: Shoreway Operations and Master Plan Update

I. OPERATIONS UPDATE

Facility Tonnage

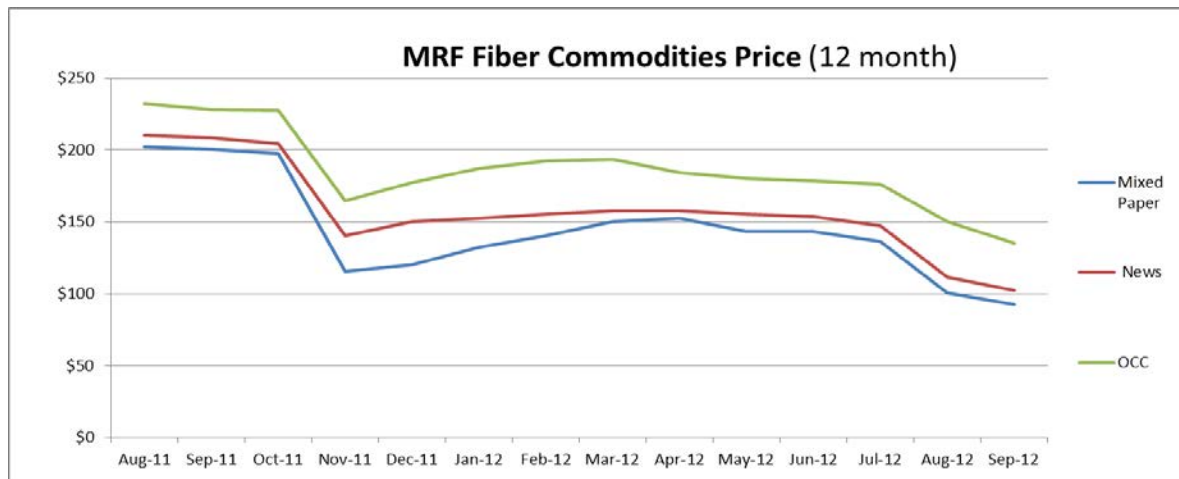
The charts below provide a summary of the inbound tonnage at the Shoreway Transfer Station and MRF on a monthly basis. (Note, on the MRF Tonnage Chart: for a period of 6-months the SBWMA was processing Contracted Recyclable tons from Allied Waste's Newby Island facility. From December to August 2012, the Newby facility was under construction and the SBWMA processed a portion of Allied's tonnage under contract. In August, the Newby Island facility completed the installation of new single stream equipment and re-opened their MRF).



Commodity Markets Revenues

MRF fiber commodity pricing has continued a downward trend through the month of August. The price for specific fiber commodities for the part of September has dropped 10% since the same time last month. This price drop is apparently a reflection of the global economic slowdown, particularly in Europe and China.

The chart below provides a price trend summary of fiber commodities marketed by SBR from the Shoreway MRF and is taken from a market index (OBM) that tracks the export price for recycled fiber. SBR's pricing to the SBWMA is contractually tied to this index through the Fiber Price Assurance Mechanism (see Section 11-B in Operations Agreement). Since fiber represents the largest volume of commodities marketed from the MRF, the price and MRF volume charts provides a strong indicator of trend in SBWMA commodity revenues.



Operational Issues of Note

None to report

II. MASTER PLAN UPDATE

Construction Overview

This project update summarizes the status of the construction of the Shoreway Master Plan improvements which include the construction of new Materials Recovery Facility (MRF) building, modifications to the Transfer Station (TS), various site work, and the purchase and installation of the single stream processing equipment. At this point the major contracts associated with the Master Plan improvements (Phase I, Phase II, and Phase III contracts) have been closed. This report provides a discussion Construction Closeout Projects (both master plan and non-master plan related) and a summary of the Master Plan budget.

Financial Update

On July 23, 2009 the Board approved the sale of Bonds for the Shoreway Master Plan Project in a total dollar amount of \$56.5 million of which \$46.97 million was dedicated to actual physical improvements. Through the end of June 2012, **\$45,677,000** has been spent, leaving a fund balance of **\$1,294,900** (see SEC Master Plan Budget table on page 3 of this report for detail). At this time, it is forecasted that there are sufficient funds to cover the remaining project expenditures through the completion of the Master Plan without tapping the transfer station bid deduct funds of \$515,000 or the projected remaining unallocated project contingency of \$211,400.

Issues of Note

Notice of Completion (NOC) filed was filed at the County Recorder's office to record and provide notice of the close of the SJ Amoroso construction contract. The final closing and NOC filing was delayed because of SJA's dispute with a subcontractor and the filing of a Stop Work Notice but the subcontractor. SBWMA requested that SJ Amoroso provide a bond to the SBWMA in the amount of the dispute. After receiving this bond, the final project retentions were released from escrow and the project could be officially closed.

Update on Master Plan Projects

The following construction activities are expected to occur during the next reporting period:

MRF and Transfer Station Buildings

- Pressure wash interior of old transfer station (*non-master plan*)
- Fire suppression installed at MRF equipment fiber bunkers
- Reroute of fire line to avoid conflict with BHS equipment
- Fire building identification to comply with fire code

Site, Other Buildings and Projects

- Reconfigure entry gate at public tours entry
- Repair to overhead sign damaged by SBR truck (*non-master plan*)

Master Plan Project Expenditures Summary

▪ Design Support Services (JRMA)

Expenditure for JRMA totals \$0 for the month August.

▪ Construction Management Budget (Covello)

Covello's construction oversight and onsite staff was completed in December 2011. The company continues to a low level of support related to permit approval, and construction documentation preparation. Expenditure for Covello total \$2,035 for the month of August.

▪ 2012 Construction Closeout Projects

There were payments to contractors in the month of August totaling \$32,600 bringing the total expenses for 2012 Construction Closeout Projects (January through August) to \$305,400. Anticipated cost for the remaining Construction Closeout projects total \$181,000 and funds will be continue to be drawn from the Soft Costs and Permit, CM & Design Support Services budget lines (see the SEC Master Plan Budget table on page 3 of this report).

SHOREWAY ENVIRONMENTAL CENTER MASTER PLAN BUDGET						
THROUGH AUGUST 2012		(000's)				
	Vendor	Original Project Budget Amount	Allocated Contingency	Revised Project Total	Spent Amount	Remaining Amount
PROJECT COST SUMMARY						
Preliminary Costs						
Planning, Design & Engineering	Various	2,404.0	28.5	2,432.5	(2,418.0)	14.5
Bond Issuance Costs		90.5	(7.4)	83.1	(83.1)	0.0
Phase I						
Construction	Rodan	2,405.0	31.3	2,436.3	(2,436.3)	0.0
Construction Management	Covello	444.3	15.9	460.2	(460.2)	0.0
Phase II						
Construction	Amoroso	16,209.0	-	16,209.0	(16,209.0)	0.0
Construction Contingency (10%)	Amoroso		3,053.9	3,053.9	(3,053.3)	0.6
Permit, CM, & Design Support Services	Covello/JRMA	2,259.0	714.0	2,973.0	(2,753.1)	219.9
Construction Soft Costs	Various	786.7	6.0	792.7	(526.1)	266.6
Phase III						
Equipment Installation	BHS	2,432.4	30.0	2,462.4	(2,462.4)	0.0
Contingency (10%)	BHS		246.2	246.2		246.2
Camera System, elec.		85.0	-	85.0	(55.9)	29.1
Supplemental Fire Suppression		75.0	-	75.0	(69.8)	5.2
Equipment	BHS	14,273.2	81.2	14,354.4	(14,354.4)	-
Contingency	BHS		492.8	492.8	(462.3)	30.5
Construction Management	Various	95.0	(6.0)	89.0	(27.7)	61.3
2012 Construction Closeout Projects (debit to remaining Permit Cost and Construction Soft Costs dollars)					(305.4)	
Project Total		41,559.1	4,686.4	46,245.5	(45,677.0)	568.5
Other Project Dollars						
Unallocated Contingency (Balance of Funds)		4,684.8		4,684.8	(4,473.4)	211.4
Transfer Station Public Area (SJA Bid Deduction)		728.0		728.0	(213.0)	515.0
Project Subtotal		46,971.9				1,294.9



STAFF UPDATE

To: SBWMA Board Members
From: Kevin McCarthy, Executive Director
Marshall Moran, Finance Manager
Date: September 27, 2012 Board of Directors Meeting
Subject: Update on 2012/2013 Franchise Rate Setting Process

Recommendation

This is an informational report and no action is necessary other than the various requested future responses below.

Analysis

This staff report has been provided monthly to the Board commencing with the November 17, 2011 Board meeting. The purpose of this staff update report is to keep the Board informed on the timing, schedule of events and issues affecting Member Agencies during the 2013 Compensation Application review (performed in 2012) and the Recommended Rate Adjustment process for the upcoming 2013 Rate Year (i.e., establishing rates for January 1-December 31, 2013). The goal is to provide and update pertinent information for Member Agencies to effectively plan for and manage communications regarding the next year's compensation application and rate setting process. **The text highlighted in yellow denotes information updated from the version of this staff update submitted to the Board for the July 26, 2012 Board meeting.**

Attached is the current 2012 (for calendar year 2013 rates) Rate Approval Schedule (**Attachment A**).

New Issues Affecting 2013 Compensation Adjustment include:

- Service Level Adjustments. Per the Member Agency Franchise Agreements with Recology, the company included in its 2013 Compensation Application the second and **final** service level cost adjustment to account for changes in accounts for residential service, lifts for commercial service, and pulls for roll-off service that have occurred since the first adjustment that was made in 2010 to the company's cost proposal submitted in 2008. It is important to note that the 2008 cost proposal which was used as the basis for establishing 2011 rates relied on customer service level data provided by Allied Waste/Republic Services.
- Recology Annual Revenue Reconciliation for 2011. Recology submitted a Revenue Reconciliation Application to the SBWMA on March 30, 2012 which compares the approved compensation owed to Recology for 2011 with the actual net compensation retained by Recology after paying for Pass-Through costs for disposal at Shoreway and Agency fees (e.g., Franchise Fees) paid to each Member Agency. Each Agency will have a surplus or shortfall which will be added to or subtracted from the 2013 Revenue Requirement; this surplus or shortfall cannot be carried forward to 2014 rates. A review of the 2011 Revenue Reconciliation report submitted by Recology was included in the Financial Audit conducted by

Hilton, Farnkopf and Hobson (HF&H) and the figures were found to be accurate. The Audit Report was approved by the Board at the June 28, 2012 Board meeting.

- Service to Agency Facilities for 2012. The allocation of the cost to provide service to each Member Agency's facilities will be adjusted retroactively for 2012 based on final statistics from Recology. The initial allocation for 2012 was based on projections in lieu of the actual operating statistics. In September 2011, SBWMA staff recommended and the Board approved using a temporary allocation until the company returned with actual statistics in 2012 as directed by the Board. Recology included a revised allocation for 2012 based on actual operating statistics compiled in January and February 2012. This revised allocation was included with the company's Revenue Reconciliation Report submitted on March 30, 2012. However, in order to ensure consistency with all allocation statistics for the 2013 Compensation Application, Recology based the Agency Facilities allocation, as well as the other related allocations, on data from a four week period in May 2012.
- Performance Incentive/Disincentive Payments. The Franchise Agreement(s) with Recology prescribe that payments related to performance incentives/disincentives will be calculated in the company's Annual Report submitted in mid-February and then included in their Compensation Application due on July 1 each year (with the exception of Contamination related disincentive payments which are calculated quarterly and paid directly to SBWMA). Therefore, both incentive payments due to Recology and disincentive payments (with the exception of Contamination related disincentives) due to Member Agencies shall be included in the Annual Compensation Application. The Board approved the final 2011 performance incentives/disincentives/liquidated damages at the June 28, 2012 Board meeting.

Schedule of Rate Review Activities

March 2012

- SBWMA sent a letter to the Board requesting feedback on how to improve the annual rate setting process. Staff received comments from Foster City and Hillsborough only.
- Recology submitted the first Revenue Reconciliation Application on March 30, 2012 (and annually thereafter).
- SBWMA awarded a contract to audit the financial data provided by SBR and Recology for 2011 to ensure this data is accurate. This contract was awarded to HFH on March 22nd and completed in June.

April 2012

- Staff presentation at April 26th Board Meeting to discuss rate setting process.

May 2012

- May 24 - Elected official briefing on rate setting process, rate issues and results of customer satisfaction survey.

June 2012

- SBWMA issued a letter to the Board requesting feedback from all agencies on issues affecting 2012 rate adjustments (e.g., changes to Agency fees).
- Review of the 2011 Revenue Reconciliation report submitted by Recology was included in the Financial Audit conducted by HF&H and the figures were found to be accurate. The Audit Report was approved by the Board at the June 28, 2012 Board meeting.

July 2012

- July 1 - Compensation Application submitted by Recology and SBR for 2013 compensation adjustment.
- July 1 - Response from Member Agencies to SBWMA on issues affecting 2013 rate adjustments (e.g., changes in agency fees, revenue and tonnage projections) received from all except Burlingame, EPA, Hillsborough and San Carlos. Second requests have been sent.
- July 6 – SBWMA issued initial questions to Recology on July 6th pertaining to the Recology 2013 Compensation Application and also provided these to all Member Agencies in an effort to commence the process to include Member Agency feedback. **The Member Agency feedback was requested by August 1.**
- July 19 – BOD Staff reports/issues discussed at July 26th Board meeting:
 - Estimated residential revenue changes due to cart migration by Member Agency with an update on cart migration since July 2011.
 - SBWMA issued a report on projected 2012 revenue (based on six months of actual) compared to the base revenue projection in the 2012 rate projections.
 - Agencies with a projected revenue shortfall are encouraged to review their residential rate structure for deficiencies (i.e., rates don't cover costs) – especially in the small cart (i.e., 20 and 32-gallon) rates.
- July 25 – Member Agency feedback on disposal tonnage projections was due on August 8.

August 2012

- August 1 - Member Agency feedback on Recology 2013 Compensation Application was due on August 1.
- August 8 - Feedback from agencies on what to include in 2013 collection rate adjustment for current and future cart migration (agencies may decline to include an estimate for future cart migration).

September 2012

- September 1 - Draft report issued by SBWMA on Recology's Compensation Application for 2013 compensation adjustment.
- September 1 - Draft report issued by SBWMA on SBR's Compensation Application for 2013 compensation adjustment.
- September 11 - Comments due back from Member Agencies on Draft Reports for Recology and SBR.
- September 20 - Final Report issued for Recology's Compensation Application for 2013 compensation adjustment (for consideration at September 27, 2012 Board meeting). **Included in this Report is the recommended total collection rate adjustment for 2013.**
- September 20 - Final Report issued for SBR's Compensation Application for 2013 compensation adjustment (for consideration at September 27, 2012 Board meeting).
- September 27 – Board consideration and approval of SBR 2013 Compensation Application.
- September 27 – Board consideration and approval of Recology 2013 Compensation Application **and total recommended rate adjustments for 2013.**

September 27 – December 31, 2012

- Member Agencies notice and approve final 2013 solid waste rates.

November 2012

- Report to Board on recommended January 1, 2013 Shoreway tip fee adjustment including Bond proforma update for 2013 SBWMA financial projection with assumed tip fee and reserve balances.

Attachment:

Attachment A – Draft 2013 Rate Approval Schedule



DRAFT

2013 Rate Approval Schedule

Member Agency Rate Setting Process

The 2013 Recology Compensation Application was submitted on to the SBWMA and Member Agencies on July 1, 2012 per the deadline prescribed in the Member Agency Franchise Agreement(s). On September 1, 2012 (also per the Franchise Agreements), the SBWMA will issue its Report on Recology's Compensation Application. The Member Agencies then have 10 days to provide comments on the SBWMA's Report. The comments received will be incorporated in the 2013 SBWMA Consolidated Rate Report that will become binding upon the Board's approval at the September Board meeting. The overarching implications of this are that the rate increases put forth in the SBWMA Rate Report will be the minimum rate increases each Member Agency is obligated to adopt or face interest penalties for amounts owed to Recology.

September 27, 2012 BOD Meeting

- Recology and SBR Compensation Applications Approved
- Total Recommended Rate Adjustments Approved

Member Agency Residential Billing Schedule

Group A: October-November-December (Billed September 30, 2012; December 31, 2012)

- Menlo Park
- Redwood City (Not applicable to Residential, Redwood City does its own billing.)
- San Mateo
- West Bay Sanitary District

Group B: November-December-January (Billed October 31, 2012; January 31, 2013)

- Atherton
- Burlingame
- San Carlos

Group C: December-January-February (Billed November 30, 2012; February 28, 2013)

- East Palo Alto (Not applicable to Residential.)

DRAFT



- Foster City
- Hillsborough
- County of San Mateo

Prop 218 Public Notice Implications

Prop 218 requires an agency to provide 45 days public notice directly to all account holders prior to authorizing a rate increase. If more than 50% of all account holders file a protest letter within the 45 day public comment period, the agency cannot adopt the proposed rate increase.

Bill Insert Considerations

Recology typically requires that a bill insert is prepared and ready for insertion with the bills a minimum of two weeks prior to the scheduled bill issuance date. However, the company may reduce this deadline to 5 business days for special circumstances, such as a Prop 218 Notice. The company has detailed guidelines regarding the specifications for bill inserts and will share these upon request. Agencies issuing a Prop 218 Notice via Recology’s bills will need to **pay directly for the costs** associated with production and printing but will save on mailing expenses since Recology can include the insert with its bills at no additional cost.

Direct Mail Considerations

Member Agencies sending the Prop 218 Notice via direct mail will need to **pay directly for the costs** associated with production, printing and mailing. Agencies sending a direct mail piece typically include these costs in their rates. Sending the Prop 218 Notice via direct mail provides the Agency with total control and flexibility regarding production and mailing of the notice.

Bill Insert vs. Direct Mail:

Group A

These agencies may be able to prepare and print a bill insert in time for inclusion with the September 30, 2012 mailing. Therefore these agencies will need to produce a direct mail piece in order to close the Prop 218 public hearing process and adopt rates prior to January 1, 2013.

Proposed Schedule:

September 27, 2012..... SBWMA BOD Approves Recology and SBR Compensation.
 October 1-15 Governing body or agency staff approves issuance of the Prop 218 notice.
 October 16-31 Prop 218 Notice printed and issued via direct mail

DRAFT



- November 1-15 Governing body closes the Prop 218 public notice period and adopts 2012 rates effective January 1, 2013.
- December 31..... First Recology bill issued with new 2013 rates.

Group B

These agencies will likely be able to prepare and print a bill insert in time for inclusion with the October 31, 2012 mailing. However, since the Prop 218 process will not close for 45 days after issuance of the Prop 218 rate increase notice, these agencies will have to bring the results of the Prop 218 notice before their governing body between December 16 and 31, 2012. Otherwise, these agencies will need to produce a direct mail piece in order to close the Prop 218 public hearing process prior to January 1, 2013.

Proposed Schedule:

- September 27, 2012..... SBWMA BOD Approves Recology and SBR Compensation
- October 1 – October 15..... Governing body or agency staff approves issuance of the Prop 218 notice.
- October 31 Prop 218 Notice included with Recology bills
- December 15-31 Governing body closes the Prop 218 public notice period and adopts 2013 rates.
- January 31, 2013 First Recology bill issued with new 2013 rates including a retroactive rate adjustment for January.

Group C

While these agencies will have ample time to prepare and print a bill insert in time for inclusion with the November 30, 2012 mailing, this is moot since the 45 day Prop 218 notification period will not close until after January 1, 2013 (i.e., on January 14, 2013). Therefore these agencies will be required to produce a direct mail piece in order to close the Prop 218 public hearing process prior to January 1, 2013.

Proposed Schedule:

- September 27, 2012..... SBWMA BOD Approves Recology and SBR Compensation
- October 1-15 Governing body or agency staff approves issuance of the Prop 218 notice.
- October 16-31 Prop 218 Notice printed and issued via direct mail
- December 1-15 Governing body closes the Prop 218 public notice period and adopts 2013 rates.
- February 28, 2013..... First Recology bill issued with new 2013 rates including a retroactive rate adjustment for January and February.

DRAFT



OCTOBER 2012– JANUARY 2013 BOARD AGENDA ITEMS (SUBJECT TO CHANGE)

October 25, 2012

- Discussion on Potential Amendments to the Uniform Franchise Agreement for Collection Services
- Discussion on Trademark Dispute Over Use of RethinkWaste Name
- Discussion on Model Anti-Scavenging Ordinance
- Discussion on Status of Recology Implementation of Recommendations from HF&H Review of Collection Services Reports, Tonnage Data and Customer Service Systems Report

November 15, 2012

- Approval of Quarterly Investment Report as of 9/30/12
- Approval of 2013 Board Meeting Calendar
- Consideration of Shoreway Facility Tipping Fee Adjustments Effective 1/1/13
- Discussion on Modifications to Unrestricted Cash Reserve Policy

January 24, 2013

- Election of New Officers for 2013
- Consideration of Modifications to Unrestricted Cash Reserve Policy
- Mid-Year Review of FY2013 Annual Operating Budget
- Resolution Accepting the Fiscal Year 2011-2012 Annual Financial Statements